

City of Casper, Wyoming
All Funds Budget Comparison
For Fiscal Year 2023 as of April 30, 2023
83.33 % OF THE FISCAL YEAR HAS ELAPSED

Fund	REVENUES		EXPENDITURES		Anticipated Year-End Net Income (Shortfall)
	Revised Budget	Year To Date	Revised Budget	Year To Date	
General Fund	\$ 52,878,987	\$ 41,501,869	\$ 59,034,467	\$ 49,120,706	\$ (6,155,480)
Opportunities Fund	99,132	7,794,448	1,189,512	527,757	(1,090,380)
Perpetual Care Fund	333,469	394,497	331,606	176,943	1,863
Debt Service Fund	5,065,260	5,032,099	489,618	2,330	4,575,642
Metro Animal Fund	1,487,031	1,022,125	1,658,683	1,004,700	(171,652)
River Fund	7,314,053	1,222,257	7,278,550	252,205	35,503
CARES Act Funding			111,550	109,623	(111,550)
Weed & Pest Fund	802,897	567,662	728,919	447,761	73,978
CDBG Program Fund	1,250,000	-	1,250,000	5,700	-
Special Fire Assistance Fund	570,072	27,104	570,073	29,883	(1)
Revolving Land Fund	1,730,849	646,626	690,295	644,106	1,040,554
Police Grants Fund	253,853	268,075	253,853	239,378	-
Public Transit Fund	4,418,539	3,419,688	4,418,585	2,333,493	(46)
Metropolitan Planning	1,443,997	663,685	1,444,001	656,646	(4)
Public Safety Communications	2,959,173	2,414,566	3,000,305	2,234,705	(41,132)
Redevelopment Loan Fund	63,157	63,157	63,157	63,157	-
Capital Projects Fund	25,500,900	11,297,977	44,671,580	21,822,296	(19,170,680)
Capital - One Cent 17	-	2,726,725			-
Water Distribution Fund	16,111,731	14,335,003	21,270,430	11,069,450	(5,158,699)
Water Treatment Plant Ops Fund	3,849,135	3,041,741	3,849,135	3,049,393	-
Sewer Fund	7,614,235	6,760,286	10,145,383	5,037,025	(2,531,148)
Wastewater Treatment Plant	14,673,016	5,540,157	17,498,017	11,979,497	(2,825,001)
Refuse Collection Fund	9,957,182	7,773,461	11,703,888	7,136,668	(1,746,706)
Balefill Fund	10,793,139	5,352,154	17,306,262	9,385,579	(6,513,123)
Aquatics Fund	1,228,675	933,691	1,228,675	933,691	-
Golf Course Fund	958,000	803,191	1,079,332	751,939	(121,332)
Ice Arena Fund	598,012	519,796	598,012	519,796	-
Recreation Center Fund	1,224,211	944,533	1,224,211	944,533	-
Hogadon Fund	1,038,219	857,746	1,038,219	857,746	-
Ford Wyoming Center Fund	1,069,384	825,003	1,134,354	857,530	(64,970)
Parking Fund	16,977	10,850	50,587	32,835	(33,610)
Fleet Maintenance Fund	3,432,888	3,387,123	3,432,888	3,296,981	-
Buildings and Structures Fund	1,561,018	1,254,534	1,568,333	1,230,462	(7,315)
Health Insurance Fund	25,576	41,827	417,324	230,136	(391,748)
Property Insurance Fund	2,617,687	2,372,302	2,372,664	2,404,325	245,023
Total	\$ 182,940,454	\$ 133,815,957	\$ 223,102,468	\$ 139,388,973	\$ (40,162,014)

City of Casper, Wyoming
All Funds Statement of Revenues
For Fiscal Year 2023 as of April 30, 2023
83.33 % OF THE FISCAL YEAR HAS ELAPSED

Fund	Adopted Budget	Changes and Amendments	Revised Budget	Current Year To Date	Current Year % of Budget
General Fund	\$ 51,926,377	\$ 952,610	\$ 52,878,987	\$ 41,501,869	78%
Opportunities Fund	99,132	-	99,132	7,794,448	7863%
Perpetual Care Fund	333,469	-	333,469	394,497	118%
Debt Service Fund	108,788	4,956,472	5,065,260	5,032,099	99%
Metro Animal Fund	1,476,303	10,728	1,487,031	1,022,125	69%
River Fund	6,977,762	336,291	7,314,053	1,222,257	17%
CARES Act Funding		-			
Weed & Pest Fund	802,897	-	802,897	567,662	71%
CDBG Program Fund	-	1,250,000	1,250,000	-	0%
Special Fire Assistance Fund	310,911	259,161	570,072	27,104	5%
Revolving Land Fund	1,730,849	-	1,730,849	646,626	37%
Police Grants Fund	222,509	31,344	253,853	268,075	106%
Public Transit Fund	3,258,798	1,159,741	4,418,539	3,419,688	77%
Metropolitan Planning	1,439,416	4,581	1,443,997	663,685	46%
Public Safety Communications	2,933,431	25,742	2,959,173	2,414,566	82%
Redevelopment Loan Fund	63,157	-	63,157	63,157	100%
Capital Projects Fund	23,229,487	2,271,413	25,500,900	11,297,977	44%
Capital - One Cent 17	-	-	-	2,726,725	
Water Distribution Fund	15,285,221	826,510	16,111,731	14,335,003	89%
Water Treatment Plant Ops Fund	3,830,789	18,346	3,849,135	3,041,741	79%
Sewer Fund	6,942,876	671,359	7,614,235	6,760,286	89%
Wastewater Treatment Plant	6,993,641	7,679,375	14,673,016	5,540,157	38%
Refuse Collection Fund	10,056,082	(98,900)	9,957,182	7,773,461	78%
Balefill Fund	8,349,686	2,443,453	10,793,139	5,352,154	50%
Aquatics Fund	1,224,376	4,299	1,228,675	933,691	76%
Golf Course Fund	958,000	-	958,000	803,191	84%
Ice Arena Fund	595,453	2,559	598,012	519,796	87%
Recreation Center Fund	1,217,324	6,887	1,224,211	944,533	77%
Hogadon Fund	1,015,949	22,270	1,038,219	857,746	83%
Ford Wyoming Center Fund	992,219	77,165	1,069,384	825,003	77%
Parking Fund	16,977	-	16,977	10,850	64%
Fleet Maintenance Fund	3,417,927	14,961	3,432,888	3,387,123	99%
Buildings and Structures Fund	1,541,399	19,619	1,561,018	1,254,534	80%
Health Insurance Fund	25,576	-	25,576	41,827	164%
Property Insurance Fund	2,612,012	5,675	2,617,687	2,372,302	91%
Total	\$ 159,988,793	\$ 22,951,661	\$ 182,940,454	\$ 133,815,957	73%

City of Casper, Wyoming
All Funds Statement of Expenditures
For Fiscal Year 2023 as of April 30, 2023
83.33 % OF THE FISCAL YEAR HAS ELAPSED

Fund	Adopted Budget	Carry-over Encumbrances and Amendments	Current Year Budget	Current Year To Date	Current Year % of Budget
General Fund	\$ 51,897,564	\$ 7,136,903	\$ 59,034,467	\$ 49,120,706	83%
Opportunities Fund	1,189,512	-	1,189,512	527,757	44%
Perpetual Care Fund	330,736	870	331,606	176,943	53%
Debt Service Fund	124,912	364,706	489,618	2,330	0%
Metro Animal Fund	1,647,955	10,728	1,658,683	1,004,700	61%
River Fund	6,873,510	405,040	7,278,550	252,205	3%
CARES Act Funding	-	111,550	111,550	109,623	98%
Weed & Pest Fund	725,615	3,304	728,919	447,761	61%
CDBG Program Fund	-	1,250,000	1,250,000	5,700	0%
Special Fire Assistance Fund	310,911	259,162	570,073	29,883	5%
Revolving Land Fund	690,150	145	690,295	644,106	93%
Police Grants Fund	222,509	31,344	253,853	239,378	94%
Public Transit Fund	3,258,798	1,159,787	4,418,585	2,333,493	53%
Metropolitan Planning	1,439,416	4,585	1,444,001	656,646	45%
Public Safety Communications	2,824,562	175,743	3,000,305	2,234,705	74%
Redevelopment Loan Fund	63,157	-	63,157	63,157	100%
Capital Projects Fund	26,625,600	18,045,980	44,671,580	21,822,296	49%
Capital - One Cent 17		-			
Water Distribution Fund	16,694,218	4,576,212	21,270,430	11,069,450	52%
Water Treatment Plant Ops Fund	3,830,789	18,346	3,849,135	3,049,393	79%
Sewer Fund	8,044,584	2,100,799	10,145,383	5,037,025	50%
Wastewater Treatment Plant	7,438,806	10,059,211	17,498,017	11,979,497	68%
Refuse Collection Fund	9,720,097	1,983,791	11,703,888	7,136,668	61%
Balefill Fund	8,161,755	9,144,507	17,306,262	9,385,579	54%
Aquatics Fund	1,224,376	4,299	1,228,675	933,691	76%
Golf Course Fund	1,070,907	8,425	1,079,332	751,939	70%
Ice Arena Fund	595,453	2,559	598,012	519,796	87%
Recreation Center Fund	1,217,324	6,887	1,224,211	944,533	77%
Hogadon Fund	1,015,949	22,270	1,038,219	857,746	83%
Ford Wyoming Center Fund	992,219	142,135	1,134,354	857,530	76%
Parking Fund	48,729	1,858	50,587	32,835	65%
Fleet Maintenance Fund	3,417,927	14,961	3,432,888	3,296,981	96%
Buildings and Structures Fund	1,541,399	26,934	1,568,333	1,230,462	78%
Health Insurance Fund	417,324	-	417,324	230,136	55%
Property Insurance Fund	2,244,711	127,953	2,372,664	2,404,325	101%
Total	\$ 165,901,474	\$ 57,200,994	\$ 223,102,468	\$ 139,388,973	62%

City of Casper, Wyoming

Summary of Cash, Investments, Other Monetary Assets and Working Capital

For Fiscal Year 2023 as of April 30, 2023
83.33 % OF THE FISCAL YEAR HAS ELAPSED

	Cash and Investments			Working Capital			
	Cash	Investments	Market Adjustments	Total	Current Assets	Current Liabilities	Total
General Fund	\$ 1,289,364	\$ 25,480,217	\$ -	\$ 26,769,581	\$ 2,087,171	\$ (4,877,782)	\$ 23,978,970
Capital Projects Funds							
Opportunities Fund	2,873	14,004,461	-	14,007,334	-	(234)	14,007,099
Capital Projects Fund	1,238,165	35,679,606	-	36,917,771	122,361	(807,512)	36,232,620
Trust & Agency Funds							
Perpetual Care Fund	222,992	30,016,288	-	30,239,281	-	(2,381)	30,236,900
Metro Animal Fund	123,971	842,621	-	966,593	44,234	(72,281)	938,546
River Fund	203,444	1,602,347	-	1,805,791	-	(437,158)	1,368,633
CARES Act Funding	3,052	12,167,707	-	12,170,759		(1,115,446)	11,055,313
Public Safety Communications	762,207			762,207	212,137	(120,687)	853,657
Health Insurance Fund	10,534	3,319,354	-	3,329,887		(48,509)	3,281,378
Debt Service Funds	73,162	5,755,962	-	5,829,125	(14,115)	(116,608)	5,698,401
Special Revenue Funds							
Weed & Pest Fund	19,387	1,226,727	-	1,246,114	-	(85,856)	1,160,258
CDBG Program Fund	(5,700)			(5,700)		-	(5,700)
Special Fire Assistance Fund	8,758			8,758	9,691	-	18,450
Revolving Land Fund	586	825,058	-	825,644	-	(57)	825,588
Police Grants Fund	4,105			4,105	28,761	(7,855)	25,011
Public Transit Fund	(550,830)			(550,830)	863,695	(176,305)	136,560
Metropolitan Planning	141,319			141,319	207,503	(39,270)	309,552
Redevelopment Loan Fund	100,937			100,937	4,027	(4,027)	100,937
Utility Enterprise Funds							
Water Distribution Fund	893,221	21,032,743	-	21,925,964	1,076,360	(517,711)	22,484,613
Water Treatment Plant Ops Fund	(110,322)			(110,322)	201,773	(132,583)	(41,133)
Sewer Fund	352,695	7,934,918	-	8,287,613	694,581	(75,982)	8,906,212
Wastewater Treatment Plant	441,402	12,141,763	-	12,583,165	815,371	(807,260)	12,591,276
Refuse Collection Fund	390,752	3,870,598	-	4,261,350	761,657	(258,095)	4,764,912
Balefill Fund	307,895	9,170,266	-	9,478,161	368,078	(910,719)	8,935,520
Parks & Recreation Enterprise Funds							
Aquatics Fund	(32,868)			(32,868)		(58,739)	(91,607)
Golf Course Fund	557,722			557,722	89,899	(37,473)	610,148
Ice Arena Fund	233			233	8,508	(23,522)	(14,782)
Recreation Center Fund	4,041			4,041	2,186	(77,953)	(71,727)
Hogadon Fund	34,552			34,552	33,764	(34,078)	34,238
Ford Wyoming Center Fund	1,123,159			1,123,159	14,622	(1,131,462)	6,319
Other Enterprise Funds - Parking	471	135,470	-	135,942	13,087	(11)	149,017
Internal Service Funds							
Fleet Maintenance Fund	439,120			439,120	129,490	(238,303)	330,307
Buildings and Structures Fund	562,380			562,380	15,682	(62,871)	515,191
Property Insurance Fund	292,344			292,344	27,007	(36,137)	283,214
	\$ 8,905,125	\$ 185,206,107	\$ -	\$ 194,111,232	\$ 7,817,530	\$ (12,314,869)	\$ 189,613,893

City of Casper, Wyoming
Summary of Cash and Investments
For Fiscal Year 2023 as of April, 30 2023

Bank Accounts

Petty Cash	\$ 16,637
Petty Cash	2,030
Concentration	6,391,146
Expense Checking	(293,193)
Customer Refund	1,962
Court Bonds	216,050
Health Insurance	-
CEC Show Account	1,061,133
Police Evidence Account	91,633
Firehouse Redevelopment	-
Outgoing EFT	88,817

Total Cash	\$ 7,576,214
-------------------	---------------------

Investments

General Fund	\$ 25,480,217
Opportunities Fund	14,004,461
Perpetual Care Fund	30,016,288
Debt Service Fund	5,755,962
Metro Animal Fund	842,621
River Fund	1,602,347
CARES Act Funding	12,167,707
Weed & Pest Fund	1,226,727
Revolving Land Fund	825,058
Capital Projects Fund	35,679,606
Water Distribution Fund	21,032,743
Sewer Fund	7,934,918
Wastewater Treatment Plant	12,141,763
Refuse Collection Fund	3,870,598
Balefill Fund	9,170,266
Parking Fund	135,470
Health Insurance Fund	3,319,354

Total Investments	\$ 185,206,107
--------------------------	-----------------------

Other Assets

General Fund	
Notes/Loans Receivable	\$ 317,906
Opportunities Fund	
Notes/Loans Receivable	281,302
Perpetual Care Fund	
Notes/Loans Receivable	511,209
Debt Service Fund	
Notes/Loans Receivable	-
Penalty Receivable	5,528
Principal Receivable	89,689
Redevelopment Loan Fund	
Notes/Loans Receivable	164,000
Capital Projects Fund	
Notes/Loans Receivable	87,184

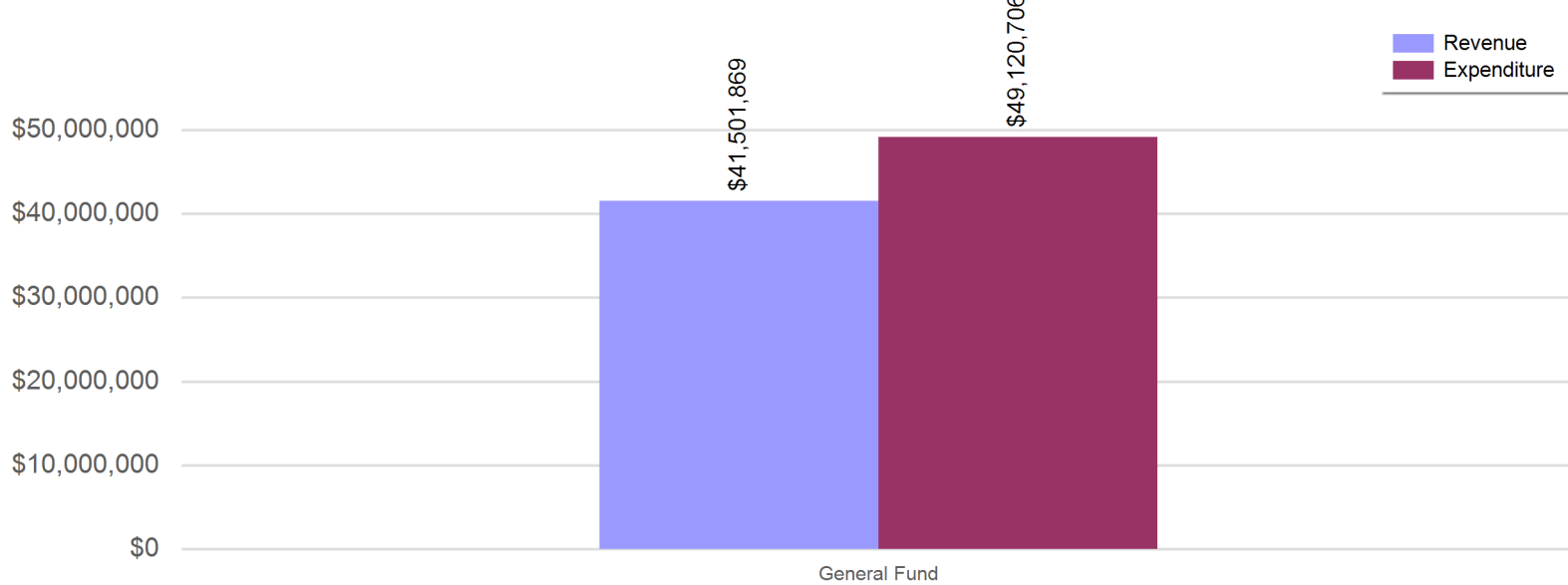
Total Other Assets	\$ 1,456,818
---------------------------	---------------------

City of Casper, Wyoming
General Fund Balance Sheet
For Fiscal Year 2023 as of April 30, 2023
83.33 % OF THE FISCAL YEAR HAS ELAPSED

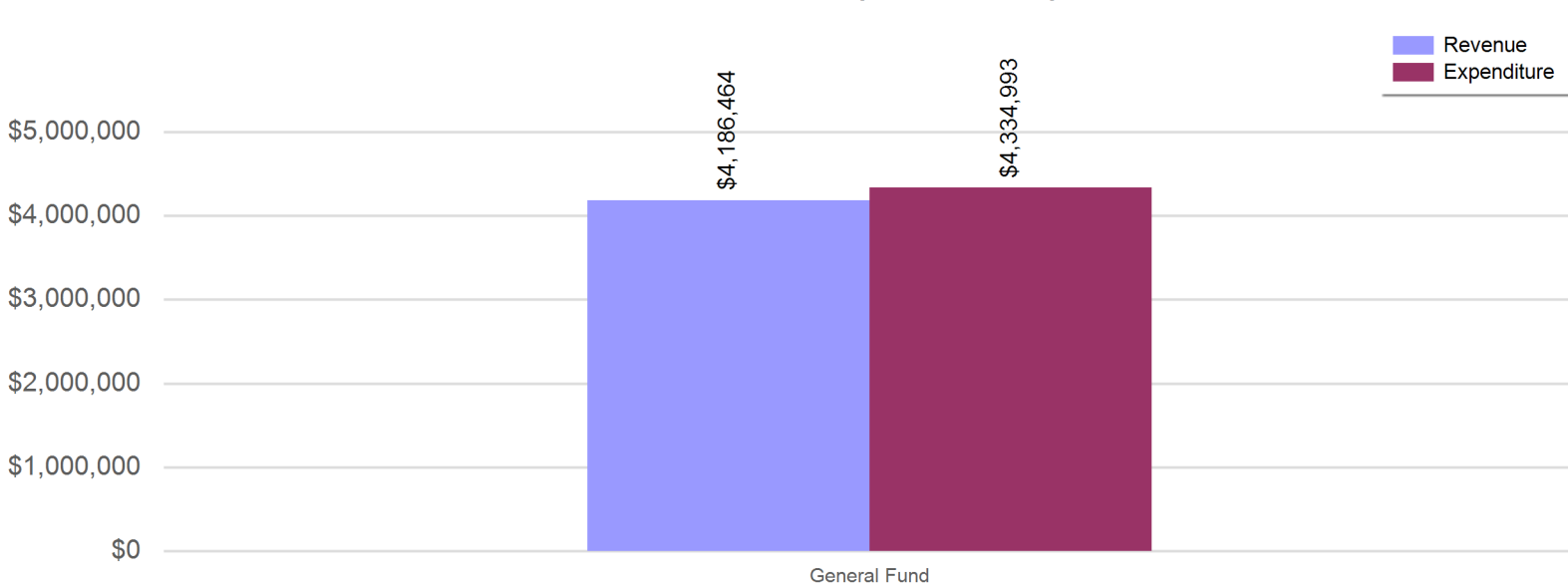
	<u>General Fund</u>
ASSETS	
Current Assets	
Cash	\$ 1,289,364
Investments	25,480,217
Market Adjustments	-
Inventory	90,495
Grants Receivable	5,000
Loans Receivable	317,906
Accounts Receivable	1,751,469
Prepaid Expenses	23,994
Lease Receivable - Short Term	216,213
Total Current Assets	<u>29,174,659</u>
Non-Current Assets	
Lease Receivable - Long Term	2,531,031
Total Assets	<u>\$ 31,705,690</u>
LIABILITIES	
Current Liabilities	
Accounts Payable	\$ 1,254,464
Accrued Wages and Benefits Payable	1,073,582
Deferred Revenue	223,548
Held in Trust - Surety Bonds	2,326,189
Total Current Liabilities	<u>4,877,782</u>
Non-Current Liabilities	
Funds Held in Trust	5,052
Total Non-Current Liabilities	<u>5,052</u>
Total Liabilities	<u>\$ 4,882,834</u>
DEFERRED INFLOWS OF RESOURCES	
Total Deferred Inflows Of Resources	<u>\$ 2,676,683</u>
NET POSITION	
Net Investment in Capital Assets	\$ 2,747,244
Unrestricted	21,398,928
Total Net Position	<u>\$ 24,146,172</u>

City of Casper, Wyoming
General Fund Revenue Expenditure Comparison
For Fiscal Year 2023 as of April 30, 2023
83.33 % OF THE FISCAL YEAR HAS ELAPSED

General Fund YTD Revenue and Expenditure Comparison



General Fund MTD Revenue and Expenditure Comparison



City of Casper, Wyoming
General Fund Statement of Expenditures
For Fiscal Year 2023 as of April 30, 2023
83.33 % OF THE FISCAL YEAR HAS ELAPSED

Organization	Revised Budget	Current Year To Date	Current Year % of Budget
General Fund Revenue	\$ 75,960	\$ 46,923	62%
General Fund Transfers Out	10,773,302	9,259,434	86%
City Council	300,603	178,246	59%
City Manager	946,074	674,184	71%
City Clerk	466,763	383,728	82%
Social Community Services	1,341,981	1,159,658	86%
Municipal Court	771,611	603,025	78%
City Attorney	772,760	622,755	81%
Human Resources	832,102	682,256	82%
City Hall	425,472	369,180	87%
Marathon Building	19,110	21,069	110%
Miller St. Dormitory	43,883	36,751	84%
City Center Building	77,917	63,420	81%
Ash Street Building	29,522	17,585	60%
Casper Business Center	79,672	116,282	146%
Information Services	2,009,986	1,668,598	83%
Finance	914,039	755,554	83%
Customer Service	853,409	742,977	87%
Engineering	906,682	853,850	94%
Streets	3,483,952	2,968,209	85%
Traffic Control	800,332	462,761	58%
Community Development	1,503,219	1,172,560	78%
Police Administration	16,412,979	13,870,155	85%
Police Career Services	430,000	275,716	64%
Police Investigations	42,000	29,024	69%
Fire-EMS Administration	10,271,102	8,780,887	85%
Fire-EMS Operations	761,272	702,717	92%
Fire-EMS Training	119,964	106,308	89%
Fire-EMS Prevent & Inspect	39,903	9,859	25%
Parks - Athletic Maint.	478,023	270,471	57%
Parks - Parks Maint.	1,886,934	1,397,835	74%
Parks - Urban Forestry	21,234	12,070	57%
Parks - Special Areas	139,700	98,154	70%
Cemetery	503,281	318,630	63%
Ft. Caspar Museum	499,724	389,874	78%
Total	\$ 59,034,467	\$ 49,120,706	83%

City of Casper, Wyoming
General Fund Statement of Revenues and Expenditures
For Fiscal Year 2023 as of April 30, 2023
83.33 % OF THE FISCAL YEAR HAS ELAPSED

	Revised Budget	Current Year To Date	Current Year % of Budget
Revenues:			
General Property Tax	\$ 5,368,052	\$ 3,545,631	66.05%
Licences and Permits	5,845,236	4,042,851	69.16%
Automobile Tax	1,547,309	1,604,448	103.69%
Cigarette Tax	229,339	160,535	70.00%
Direct Distribution	4,658,159	4,658,159	100.00%
Federal Grants	5,000	5,000	100.00%
Gaming Revenue	1,000,000	1,599,585	159.96%
Gasoline Tax	1,281,528	929,689	72.55%
Intergovernmental User Charges	34,057	38,333	112.56%
Mineral Royalites Tax	2,073,642	1,515,334	73.08%
Municipal Share of State Sales	21,338,411	15,116,859	70.84%
Severance Tax	2,067,465	1,583,278	76.58%
Special Fuels Tax	583,234	480,357	82.36%
Goods and Svcs Rev	4,443,110	3,462,596	77.93%
Fines and Forfeits	1,285,000	1,091,142	84.91%
Misc Revenue	1,101,635	1,653,229	150.07%
Loan Receipts	16,576	13,813	83.33%
Transfers In	1,234	1,028	83.33%
Total Revenues	\$ 52,878,987	\$ 41,501,869	78.48%
	Revised Budget	Current Year To Date	Current Year % of Budget
Expenditures:			
Personnel Services	\$ 34,460,863	\$ 29,480,776	85.55%
Materials & Supplies	3,993,102	2,952,824	73.95%
Contractual Services	5,200,468	3,806,186	73.19%
Capital Outlay	46,714	11,237	24.06%
Transfers Out	10,773,302	9,259,434	85.95%
Other Costs	3,525,752	2,871,446	81.44%
Utility Expense	1,034,266	738,803	71.43%
Total Expenditures	\$ 59,034,467	\$ 49,120,706	83.21%
Net Revenue (Shortfall)	\$ (6,155,480)	\$ (7,618,837)	-4.72%

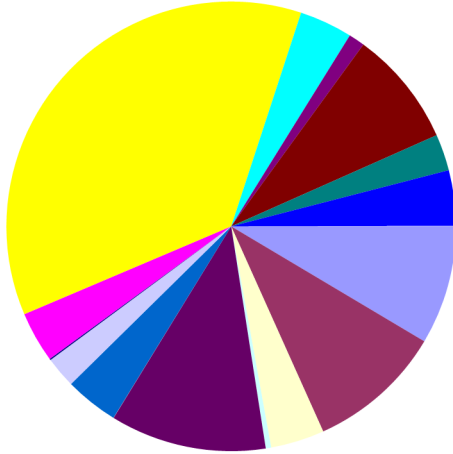
City of Casper, Wyoming
General Fund Summary of Cash and Investments
For Fiscal Year 2023 as of April 30, 2023
83.33 % OF THE FISCAL YEAR HAS ELAPSED

Cash	\$	1,289,364
Investments		25,480,217
	\$	<u>26,769,581</u>

City of Casper, Wyoming
General Fund Summary of Revenues and Expenditures
For Fiscal Year 2023 as of April 30, 2023
83.33 % OF THE FISCAL YEAR HAS ELAPSED

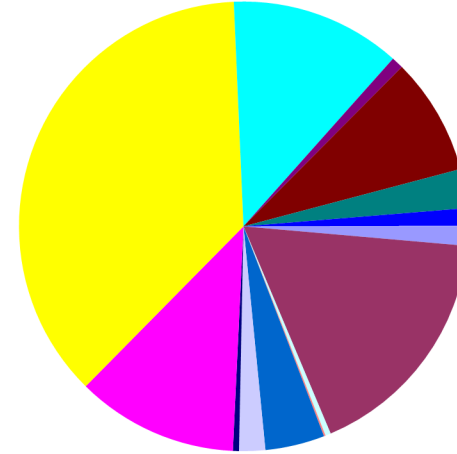
Year To Date Revenues
\$41,501,869

- General Property Tax-\$3,545,631
- Licences and Permits-\$4,042,851
- Automobile Tax-\$1,604,448
- Cigarette Tax-\$160,535
- Direct Distribution-\$4,658,159
- Federal Grants-\$5,000
- Gaming Revenue-\$1,599,585
- Gasoline Tax-\$929,689
- Intergovernmental User Charges-\$38,333
- Mineral Royalties Tax-\$1,515,334
- Municipal Share of State Sales-\$15,116,859
- Severance Tax-\$1,583,278
- Special Fuels Tax-\$480,357
- Goods and Svcs Rev-\$3,462,596
- Fines and Forfeits-\$1,091,142
- Misc Revenue-\$1,653,229
- Loan Receipts-\$13,813
- Transfers In-\$1,028



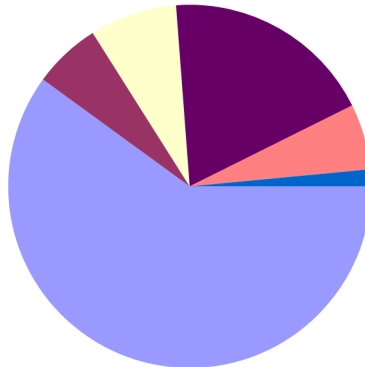
Month To Date Revenues
\$4,186,464

- General Property Tax-\$59,547
- Licences and Permits-\$741,615
- Automobile Tax-\$0
- Cigarette Tax-\$16,817
- Direct Distribution-\$0
- Federal Grants-\$5,000
- Gaming Revenue-\$183,764
- Gasoline Tax-\$80,572
- Intergovernmental User Charges-\$18,832
- Mineral Royalties Tax-\$500,228
- Municipal Share of State Sales-\$1,585,255
- Severance Tax-\$527,759
- Special Fuels Tax-\$36,837
- Goods and Svcs Rev-\$362,285
- Fines and Forfeits-\$120,671
- Misc Revenue-\$54,201
- Loan Receipts-\$1,381
- Transfers In-\$103



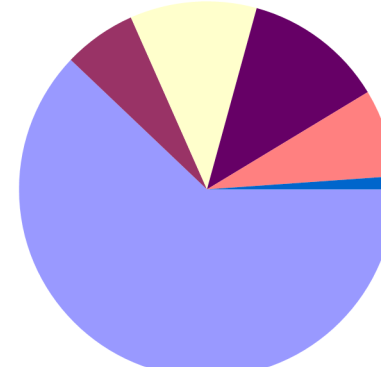
Year To Date Expenditures
\$49,120,706

- Personnel Services-\$29,480,776
- Materials & Supplies-\$2,952,824
- Contractual Services-\$3,806,186
- Capital Outlay-\$11,237
- Transfers Out-\$9,259,434
- Other Costs-\$2,871,446
- Utility Expense-\$738,803



Month To Date Expenditures
\$4,334,993

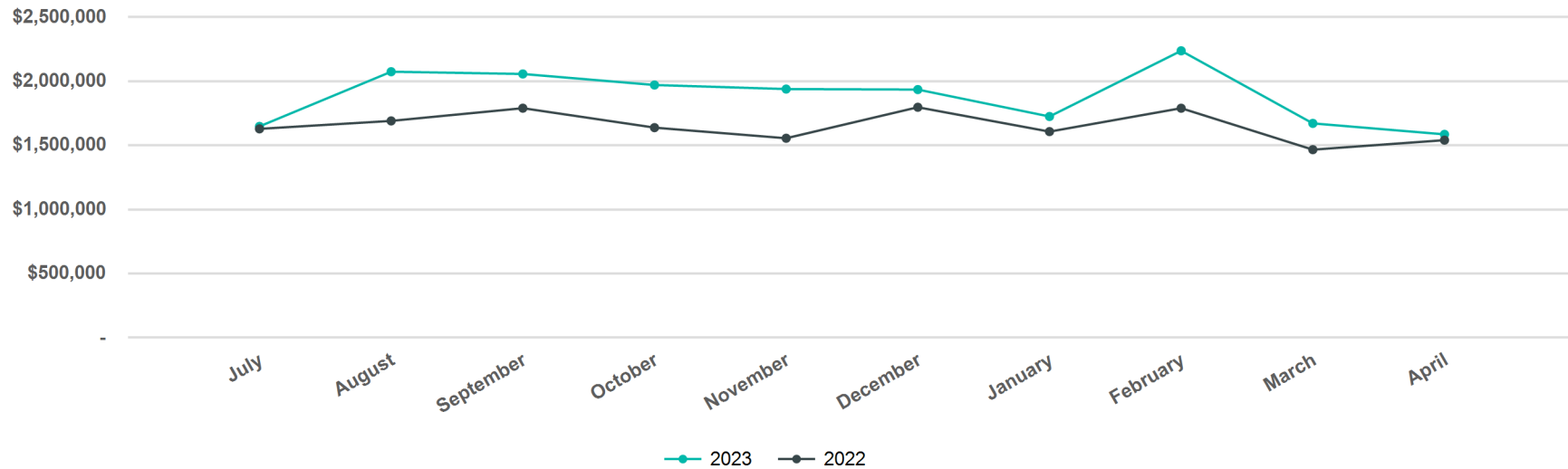
- Personnel Services-\$2,691,884
- Materials & Supplies-\$271,836
- Contractual Services-\$472,392
- Capital Outlay-\$0
- Transfers Out-\$523,760
- Other Costs-\$326,710
- Utility Expense-\$48,410



City of Casper, Wyoming
Sales Tax Comparison
(Budget Basis - For Management Use Only)
For Fiscal Year 2023 as of April 30, 2023
83.33 % OF THE FISCAL YEAR HAS ELAPSED

Month	FY 2023			FY 2022			FY 2023 Current Month % Increase Over 2022	FY 2023 To Date % Increase Over 2022
	Budget	Actuals	Actual Year to Date	Budget	Actuals	Actual Year to Date		
July	\$ 1,778,201	\$ 1,647,473	\$ 1,647,473	\$ 1,603,904	\$ 1,628,013	\$ 1,628,013	1.20%	1.20%
August	1,778,201	2,073,763	3,721,236	1,603,904	1,690,206	3,318,219	22.69%	12.15%
September	1,778,201	2,056,269	5,777,506	1,603,904	1,789,476	5,107,695	14.91%	13.11%
October	1,778,201	1,970,108	7,747,614	1,603,904	1,637,802	6,745,498	20.29%	14.86%
November	1,778,201	1,938,461	9,686,075	1,603,904	1,554,971	8,300,469	24.66%	16.69%
December	1,778,201	1,934,520	11,620,595	1,603,904	1,796,649	10,097,118	7.67%	15.09%
January	1,778,201	1,724,567	13,345,161	1,603,904	1,606,754	11,703,872	7.33%	14.02%
February	1,778,201	2,236,781	15,581,943	1,603,904	1,789,182	13,493,053	25.02%	15.48%
March	1,778,201	1,670,898	17,252,841	1,603,904	1,465,996	14,959,049	13.98%	15.33%
April	1,778,201	1,585,255	18,838,096	1,603,904	1,540,112	16,499,161	2.93%	14.18%
	\$ 17,782,009	\$ 18,838,096		\$ 16,039,040	\$ 16,499,161			
\$1,056,086 or 5.94 % Above YTD Projections for FY 2023 through period 10								

Comparison of Municipal Share of State Sales By Month

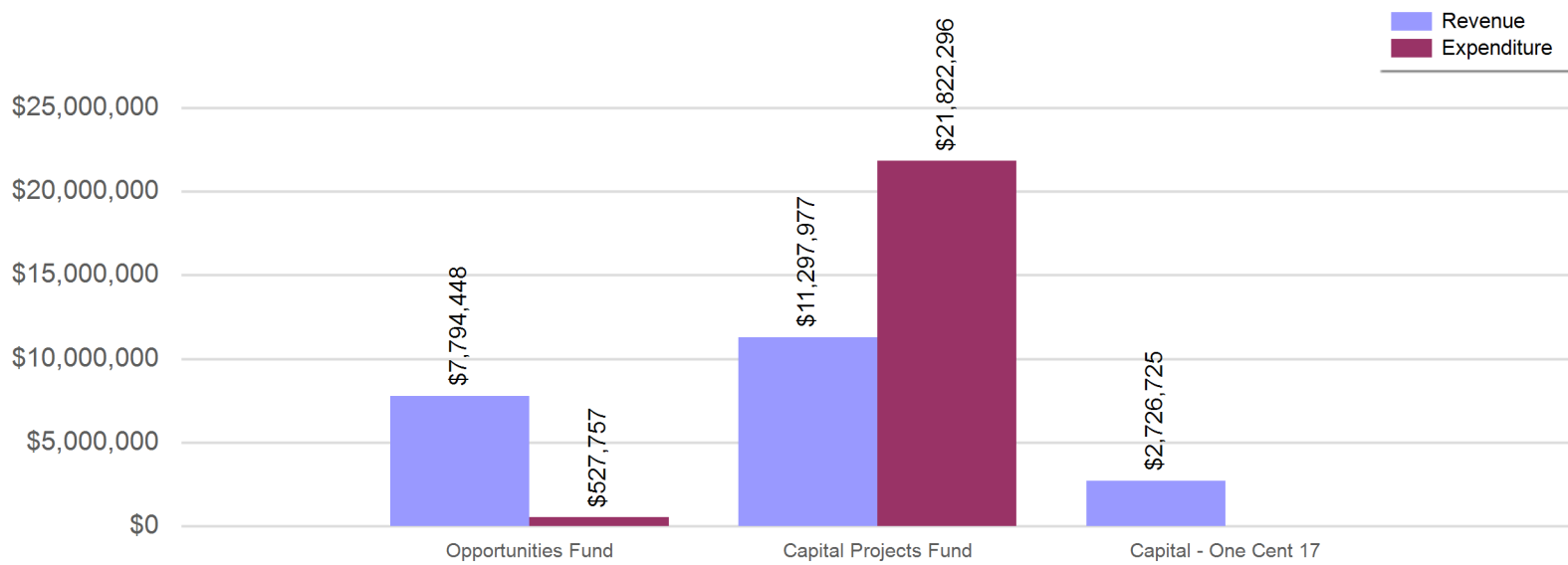


City of Casper, Wyoming
Capital Project Funds Consolidated Balance Sheet
For Fiscal Year 2023 as of April 30, 2023
83.33 % OF THE FISCAL YEAR HAS ELAPSED

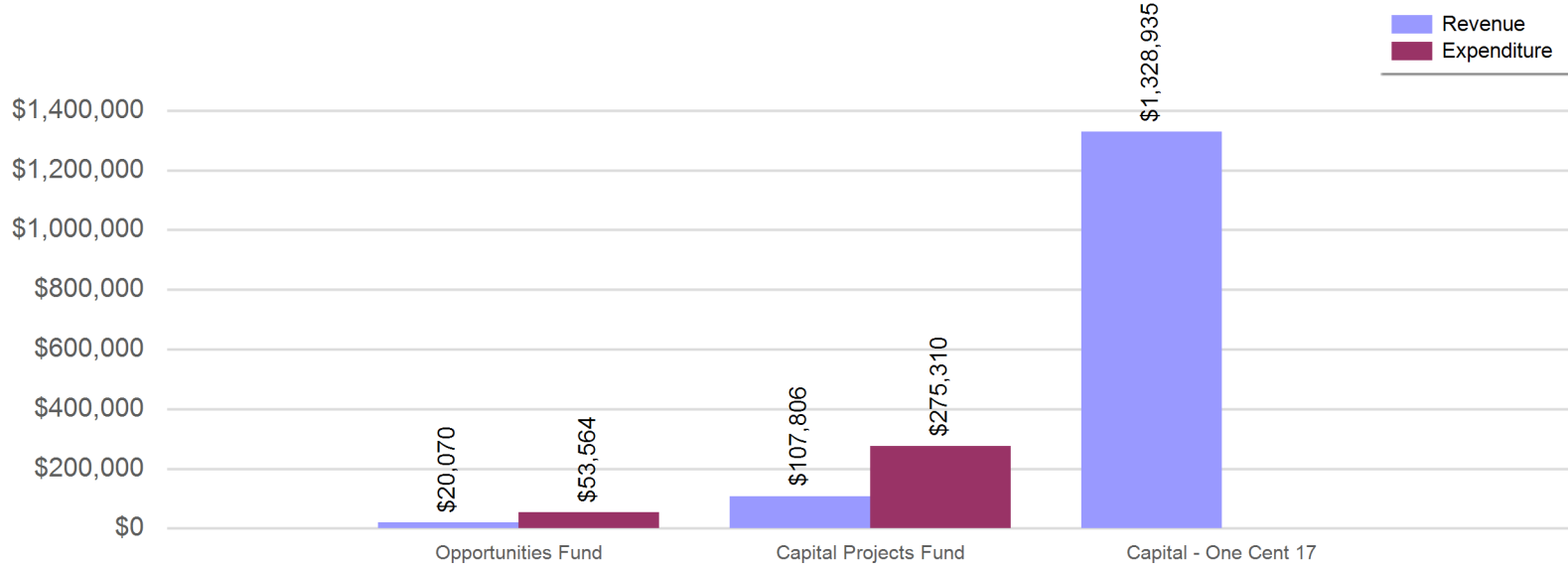
	Opportunities Fund	Capital Projects Fund
ASSETS		
Current Assets		
Cash	\$ 2,873	\$ 1,238,165
Investments	14,004,461	35,679,606
Market Adjustments	-	-
Grants Receivable		91,626
Loans Receivable	281,302	87,184
Accounts Receivable	-	-
Prepaid Expenses		30,735
Total Current Assets	<u>14,288,635</u>	<u>37,127,316</u>
Total Assets	<u>\$ 14,288,635</u>	<u>\$ 37,127,316</u>
LIABILITIES		
Current Liabilities		
Accounts Payable	\$ 234	\$ 751,260
Deferred Revenue		56,251
Total Current Liabilities	<u>234</u>	<u>807,512</u>
Total Liabilities	<u>\$ 234</u>	<u>\$ 807,512</u>
NET POSITION		
Unrestricted	\$ 14,288,401	\$ 36,319,804
Total Net Position	<u>\$ 14,288,401</u>	<u>\$ 36,319,804</u>

City of Casper, Wyoming
Capital Project Funds Revenue and Expenditure Comparison
For Fiscal Year 2023 as of April 30, 2023
83.33 % OF THE FISCAL YEAR HAS ELAPSED

Capital Projects Funds YTD Revenue and Expenditure Comparison



Capital Projects Funds MTD Revenue and Expenditure Comparison



City of Casper, Wyoming
Opportunities Fund Statement of Revenues and Expenditures

For Fiscal Year 2023 as of April 30, 2023
83.33 % OF THE FISCAL YEAR HAS ELAPSED

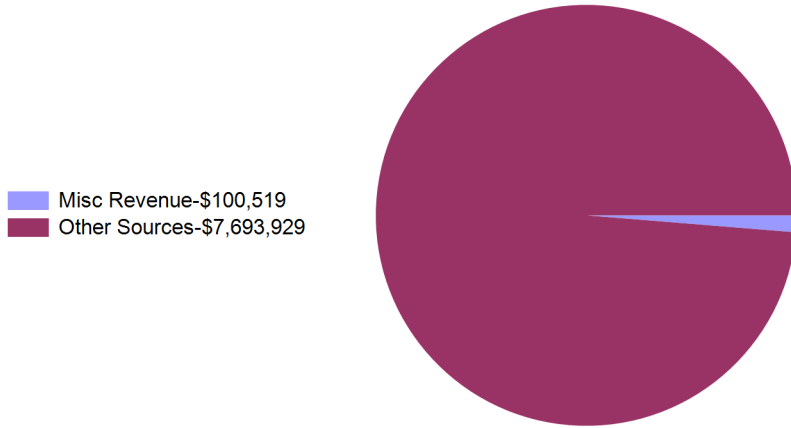
	Revised Budget	Current Year To Date	Current Year % of Budget
Revenues:			
Misc Revenue	\$ 63,269	\$ 100,519	158.88%
Other Sources	35,863	7,693,929	21453.67%
Total Revenues	\$ 99,132	\$ 7,794,448	7862.70%
Expenditures:			
Contractual Services	\$ 4,512	\$ 3,764	83.43%
Transfers Out	1,185,000	523,993	44.22%
Total Expenditures	\$ 1,189,512	\$ 527,757	44.37%
Net Revenue (Shortfall)	\$ (1,090,380)	\$ 7,266,691	7818.33%

Opportunities Fund Summary of Cash and Investments

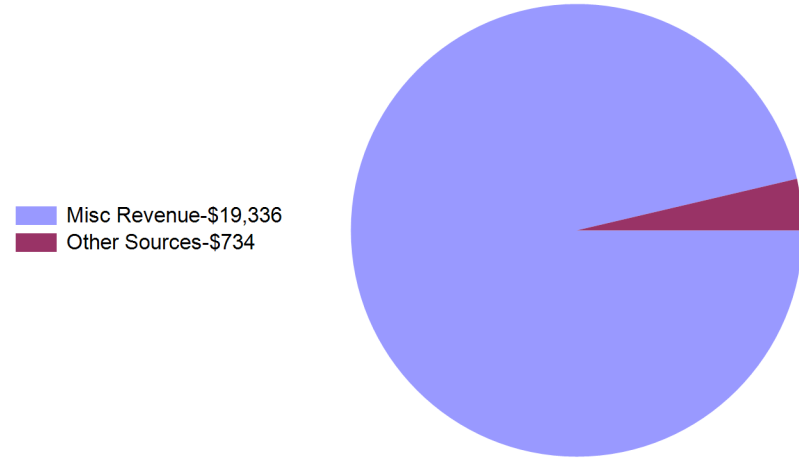
Cash	\$ 2,873
Investments	14,004,461
	<u>\$ 14,007,334</u>

City of Casper, Wyoming
Opportunities Fund Summary of Revenues and Expenditures
For Fiscal Year 2023 as of April 30, 2023
83.33 % OF THE FISCAL YEAR HAS ELAPSED

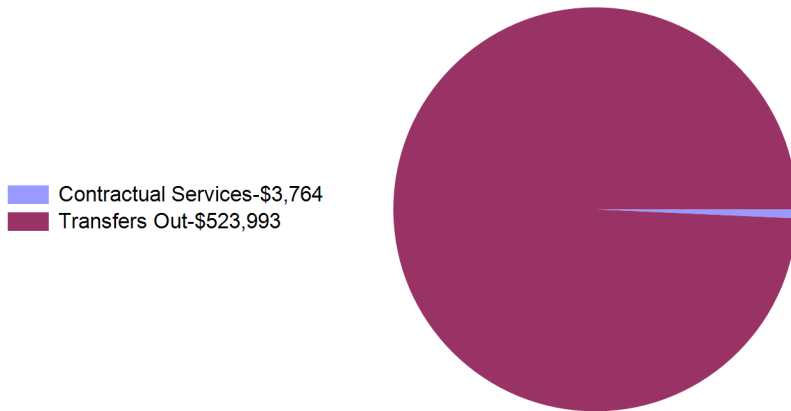
Year To Date Revenues
\$7,794,448



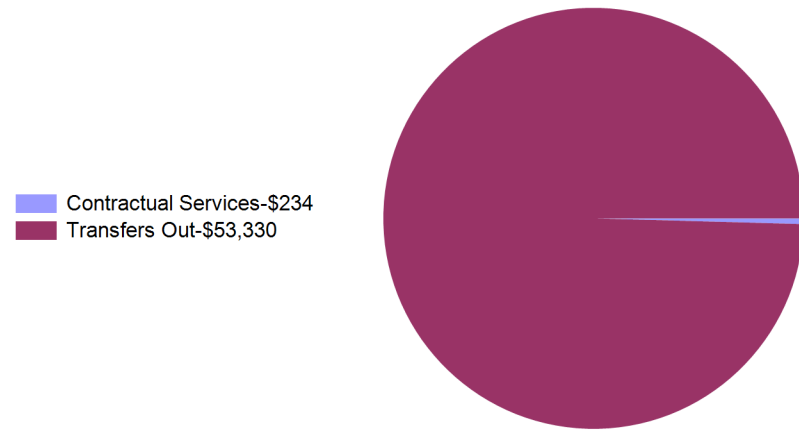
Month To Date Revenues
\$20,070



Year To Date Expenditures
\$527,757



Month To Date Expenditures
\$53,564



City of Casper, Wyoming
Capital Projects Fund Statement of Revenues and Expenditures
For Fiscal Year 2023 as of April 30, 2023
83.33 % OF THE FISCAL YEAR HAS ELAPSED

	Revised Budget	Current Year To Date	Current Year % of Budget
Revenues:			
Local Taxes	\$ 16,876,343	\$ 9,938,530	58.89%
Intergovernmental	5,027,500	49,027	0.98%
Misc Revenue	1,307,462	780,688	59.71%
Other Sources	2,289,595	529,731	23.14%
Total Revenues	\$ 25,500,900	\$ 11,297,977	44.30%
	Revised Budget	Current Year To Date	Current Year % of Budget
Expenditures:			
Materials & Supplies	\$ 82,674	\$ 13,131	15.88%
Contractual Services	1,829,029	648,175	35.44%
Capital Outlay	36,845,172	8,291,958	22.50%
Transfers Out	5,904,047	12,869,396	217.98%
Other Costs	10,658	(364)	-3.42%
Total Expenditures	\$ 44,671,580	\$ 21,822,296	48.85%
Net Revenue (Shortfall)	\$ (19,170,680)	\$ (10,524,319)	-4.55%

Capital Projects Fund Summary of Cash and Investments

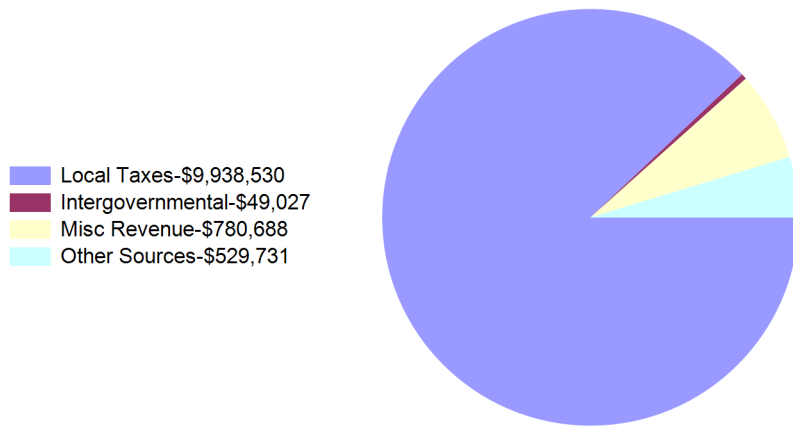
Cash	\$ 1,238,165
Investments	35,679,606
	<u>\$ 36,917,771</u>

City of Casper, Wyoming

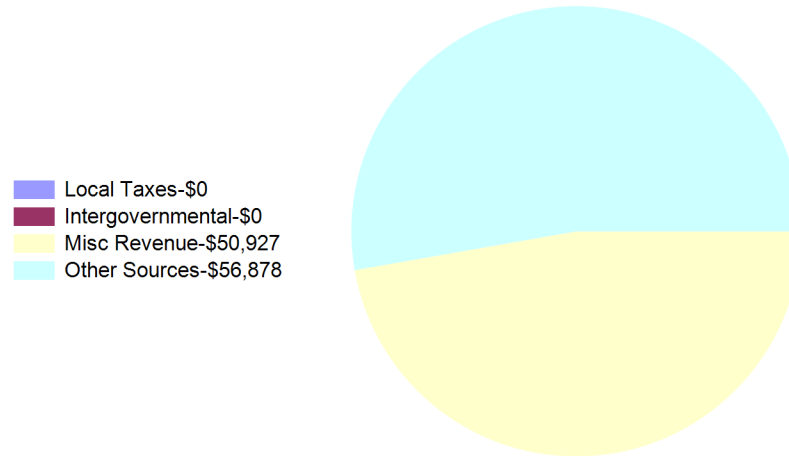
Capital Project Fund Summary of Revenues and Expenditures

For Fiscal Year 2023 as of April 30, 2023
83.33 % OF THE FISCAL YEAR HAS ELAPSED

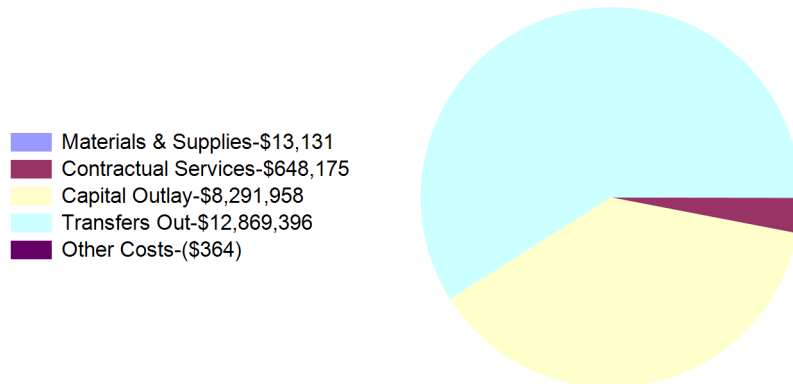
Year To Date Revenues
\$11,297,977



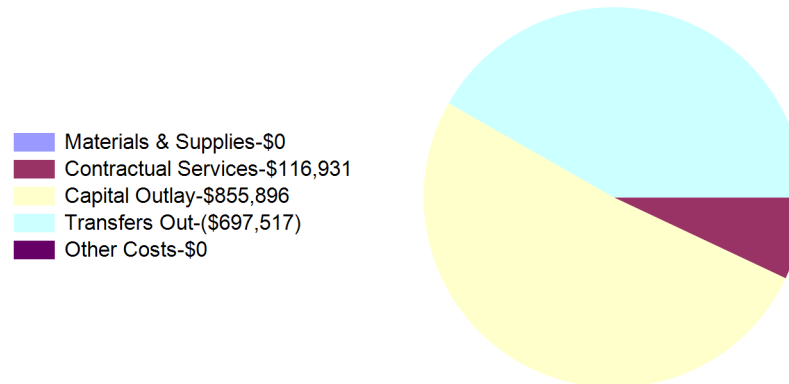
Month To Date Revenues
\$107,806



Year To Date Expenditures
\$21,822,296



Month To Date Expenditures
\$275,310



City of Casper, Wyoming

Capital-One Cent 17 Fund Statement of Revenues and Expenditures

For Fiscal Year 2023 as of April 30, 2023

83.33 % OF THE FISCAL YEAR HAS ELAPSED

	Revised Budget	Current Year To Date	Current Year % of Budget
Revenues:			
Local Taxes	\$ -	\$ 2,726,725	
Total Revenues	\$ -	\$ 2,726,725	

Expenditures:

Total Expenditures

Net Revenue (Shortfall) \$ - \$ 2,726,725 #Error

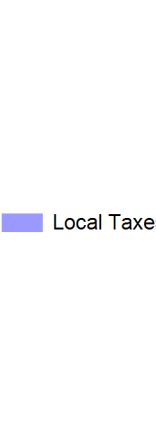
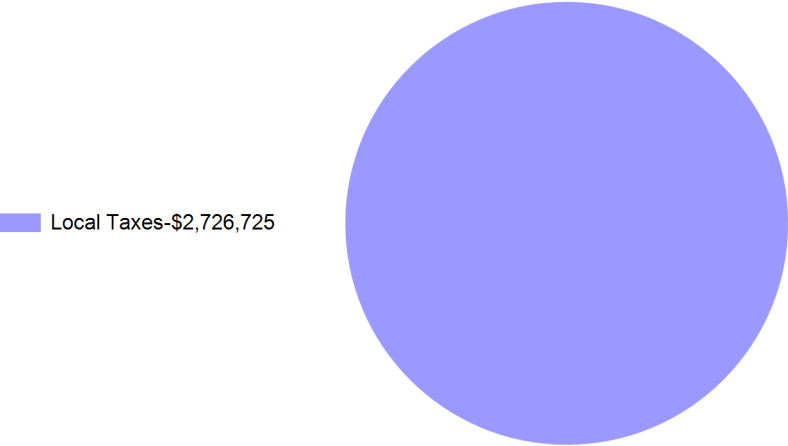
Capital-One Cent 17 Fund Summary of Cash and Investments

Cash	\$ 1,026,483
Investments	1,700,242
	<u>\$ 2,726,725</u>

City of Casper, Wyoming
Capital-One Cent 17 Fund Summary of Revenues and Expenditures
For Fiscal Year 2023 as of April 30, 2023
83.33 % OF THE FISCAL YEAR HAS ELAPSED

Year To Date Revenues
\$2,726,725

Month To Date Revenues
\$1,328,935



Year To Date Expenditures
No Data Available

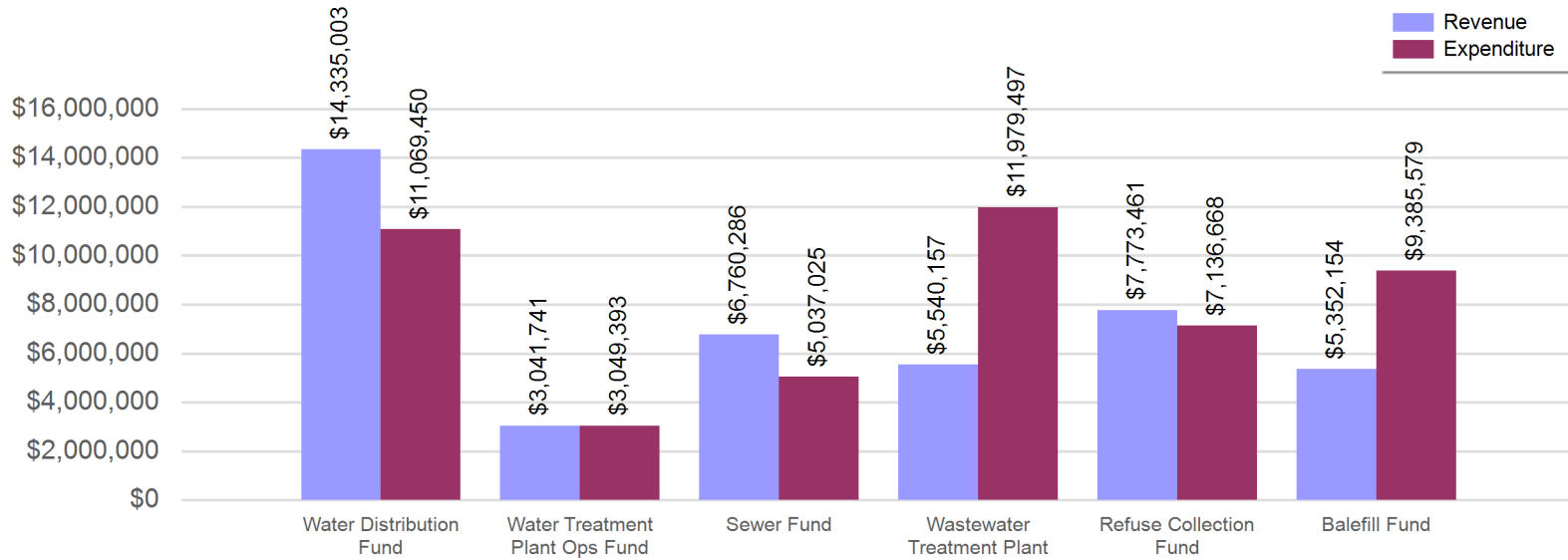
Month To Date Expenditures
No Data Available

City of Casper, Wyoming
Utility Enterprise Funds Consolidated Balance Sheet
For Fiscal Year 2023 as of April 30, 2023
83.33 % OF THE FISCAL YEAR HAS ELAPSED

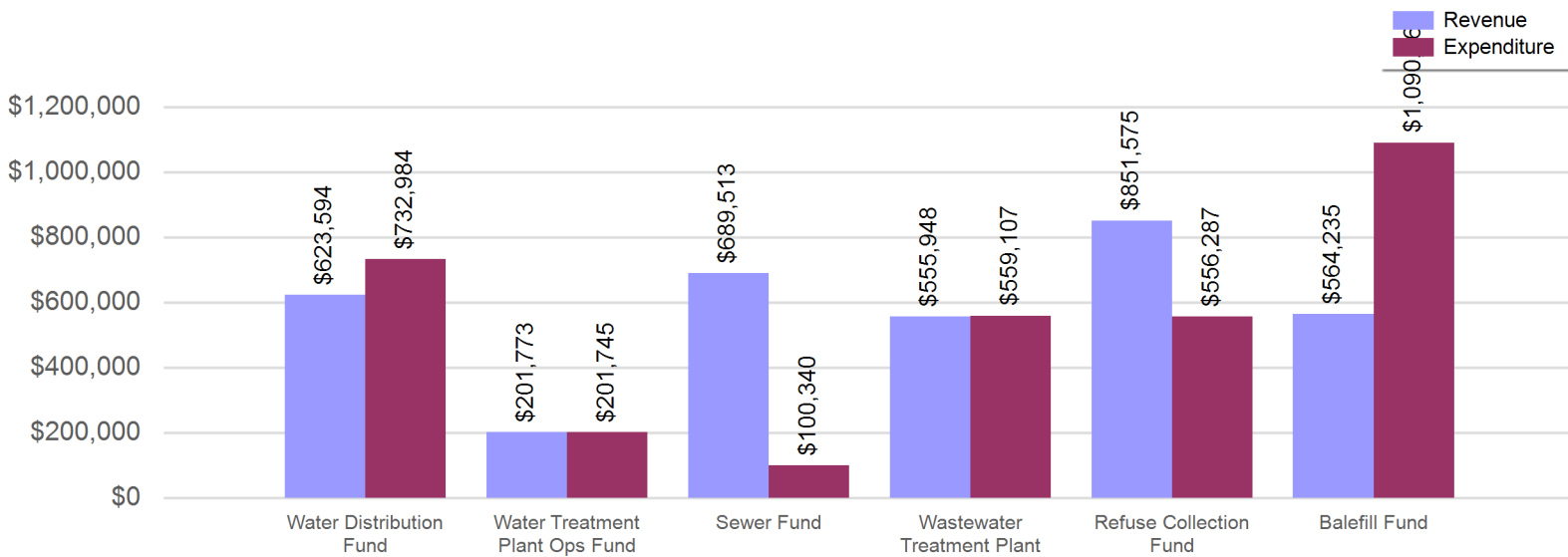
	Water Distribution Fund	Water Treatment Plant Ops Fund	Sewer Fund	Wastewater Treatment Plant	Refuse Collection Fund	Balefill Fund
ASSETS						
Current Assets						
Cash	\$ 893,221	\$ (110,322)	\$ 352,695	\$ 441,402	\$ 390,752	\$ 307,895
Investments	21,032,743		7,934,918	12,141,763	3,870,598	9,170,266
Market Adjustments	-		-	-	-	-
Inventory	404,289			86,219		33,506
Grants Receivable				199,621		40,395
Accounts Receivable	608,116	201,773	694,581	529,532	745,651	253,248
Clearing	55,951					
Prepaid Expenses	-				16,007	40,929
Lease Receivable - Short Term	8,004					
Total Current Assets	<u>23,002,324</u>	<u>91,451</u>	<u>8,982,194</u>	<u>13,398,537</u>	<u>5,023,007</u>	<u>9,846,239</u>
Capital Assets						
Land, Buildings & Improvements	100,827,295		31,178,792	76,290,129	5,212,769	38,893,451
Equipment	5,628,177		1,996,509	7,630,660	7,534,573	9,156,514
Accumulated Depreciation	(43,365,049)		(21,498,531)	(52,281,941)	(5,282,187)	(19,458,585)
Total Capital Assets	<u>63,090,422</u>		<u>11,676,770</u>	<u>31,638,847</u>	<u>7,465,155</u>	<u>28,591,380</u>
Non-Current Assets						
Lease Receivable - Long Term	262,798					
Total Assets	<u>\$ 86,355,544</u>	<u>\$ 91,451</u>	<u>\$ 20,658,964</u>	<u>\$ 45,037,384</u>	<u>\$ 12,488,163</u>	<u>\$ 38,437,619</u>
DEFERRED OUTFLOWS OF RESOURCES						
Total Deferred Outflows Of Resources	<u>\$ 320,979</u>	<u>\$ 122,809</u>	<u>\$ 120,018</u>	<u>\$ 197,771</u>	<u>\$ 323,770</u>	<u>\$ 274,726</u>
LIABILITIES						
Current Liabilities						
Accounts Payable	\$ 373,594	\$ 101,380	\$ 49,718	\$ 708,893	\$ 183,328	\$ 741,380
Accrued Wages and Benefits Payable	64,154	31,203	26,264	44,751	74,767	64,514
Interest Payable	49,663			53,617		104,825
Customer Deposits	30,300					
Total Current Liabilities	<u>517,711</u>	<u>132,583</u>	<u>75,982</u>	<u>807,260</u>	<u>258,095</u>	<u>910,719</u>
Non-Current Liabilities						
Notes Payable	3,493,571			13,898,342		5,670,700
Closure & Post Closure Costs						8,529,544
Accrued Comp ABS	109,609	43,847	44,620	70,498	98,413	118,941
Net Pension Liability	1,231,711	471,264	460,553	758,918	1,242,422	1,054,223
Net OPEB Liability	-	-	-	-	-	-
Total Non-Current Liabilities	<u>4,834,891</u>	<u>515,111</u>	<u>505,173</u>	<u>14,727,758</u>	<u>1,340,835</u>	<u>15,373,407</u>
Total Liabilities	<u>\$ 5,352,602</u>	<u>\$ 647,694</u>	<u>\$ 581,155</u>	<u>\$ 15,535,019</u>	<u>\$ 1,598,930</u>	<u>\$ 16,284,126</u>
DEFERRED INFLOWS OF RESOURCES						
Total Deferred Inflows Of Resources	<u>\$ 1,206,255</u>	<u>\$ 360,860</u>	<u>\$ 352,658</u>	<u>\$ 581,125</u>	<u>\$ 951,357</u>	<u>\$ 807,248</u>
NET POSITION						
Net Investment in Capital Assets	\$ 59,867,654		\$ 11,676,770	\$ 17,740,505	\$ 7,465,155	\$ 22,920,680
Unrestricted	20,250,012	(794,294)	8,168,399	11,378,506	2,796,490	(1,299,709)
Total Net Position	<u>\$ 80,117,665</u>	<u>\$ (794,294)</u>	<u>\$ 19,845,169</u>	<u>\$ 29,119,011</u>	<u>\$ 10,261,645</u>	<u>\$ 21,620,971</u>

City of Casper, Wyoming
Utility Enterprise Funds Revenue and Expenditure Comparison
For Fiscal Year 2023 as of April 30, 2023
83.33 % OF THE FISCAL YEAR HAS ELAPSED

Utility Enterprise Funds YTD Revenue and Expenditure Comparison



Utility Enterprise Funds MTD Revenue and Expenditure Comparison



City of Casper, Wyoming

Water Distribution Fund Statement of Revenues and Expenditures

For Fiscal Year 2023 as of April 30, 2023

83.33 % OF THE FISCAL YEAR HAS ELAPSED

	Revised Budget	Current Year To Date	Current Year % of Budget
Revenues:			
Goods and Svcs Rev	\$ 12,877,435	\$ 11,504,546	89.34%
Misc Revenue	197,296	263,733	133.67%
Utility Revenue	537,000	483,390	90.02%
Other Sources	2,500,000	2,083,333	83.33%
Total Revenues	\$ 16,111,731	\$ 14,335,003	88.97%
	Revised Budget	Current Year To Date	Current Year % of Budget
Expenditures:			
Personnel Services	\$ 2,738,620	\$ 1,883,048	68.76%
Materials & Supplies	8,518,543	6,612,342	77.62%
Contractual Services	1,604,263	922,923	57.53%
Capital Outlay	7,510,738	892,409	11.88%
Debt Service	755,222	656,683	86.95%
Transfers Out	-	2,540	
Other Costs	113,544	84,180	74.14%
Utility Expense	29,500	15,327	51.96%
Total Expenditures	\$ 21,270,430	\$ 11,069,450	52.04%
Net Revenue (Shortfall)	\$ (5,158,699)	\$ 3,265,553	36.93%

Water Distribution Fund Summary of Cash and Investments

Cash	\$	893,221
Investments		21,032,743
	\$	<u>21,925,964</u>

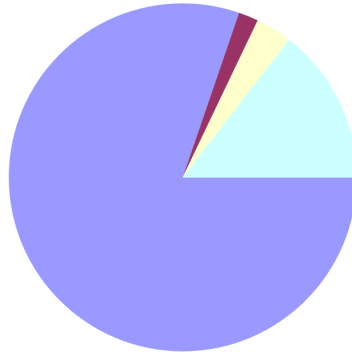
City of Casper, Wyoming

Water Distribution Fund Summary of Revenues and Expenditures

For Fiscal Year 2023 as of April 30, 2023
83.33 % OF THE FISCAL YEAR HAS ELAPSED

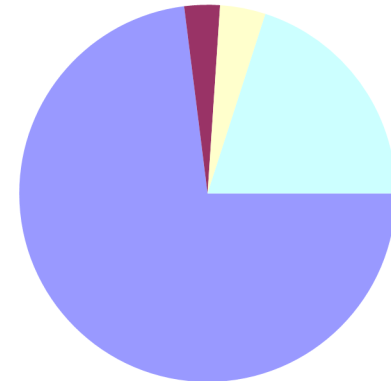
Year To Date Revenues
\$14,335,003

Goods and Svcs Rev-\$11,504,546
 Misc Revenue-\$263,733
 Utility Revenue-\$483,390
 Other Sources-\$2,083,333



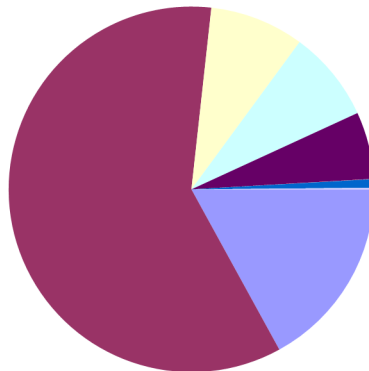
Month To Date Revenues
\$623,594

Goods and Svcs Rev-\$759,482
 Misc Revenue-\$31,753
 Utility Revenue-\$40,692
 Other Sources-(\$208,333)



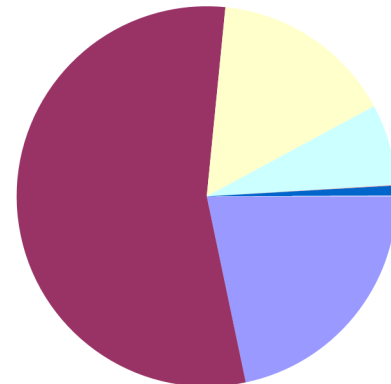
Year To Date Expenditures
\$11,069,450

Personnel Services-\$1,883,048
 Materials & Supplies-\$6,612,342
 Contractual Services-\$922,923
 Capital Outlay-\$892,409
 Debt Service-\$656,683
 Transfers Out-\$2,540
 Other Costs-\$84,180
 Utility Expense-\$15,327



Month To Date Expenditures
\$732,984

Personnel Services-\$159,096
 Materials & Supplies-\$402,146
 Contractual Services-\$114,116
 Capital Outlay-\$50,599
 Debt Service-\$0
 Transfers Out-\$344
 Other Costs-\$6,189
 Utility Expense-\$494



City of Casper, Wyoming
Water Treatment Plant Ops Fund Statement of Revenues and Expenditures
For Fiscal Year 2023 as of April 30, 2023
83.33 % OF THE FISCAL YEAR HAS ELAPSED

	Revised Budget	Current Year To Date	Current Year % of Budget
Revenues:			
Intergovernmental	\$ 3,849,135	\$ 3,041,741	79.02%
Total Revenues	\$ 3,849,135	\$ 3,041,741	79.02%
	Revised Budget	Current Year To Date	Current Year % of Budget
Expenditures:			
Personnel Services	\$ 1,181,229	\$ 1,000,172	84.67%
Materials & Supplies	2,174,000	1,715,448	78.91%
Contractual Services	387,575	297,107	76.66%
Other Costs	43,731	34,382	78.62%
Utility Expense	62,600	2,284	3.65%
Total Expenditures	\$ 3,849,135	\$ 3,049,393	79.22%
Net Revenue (Shortfall)	\$ -	\$ (7,652)	-0.20%

Water Treatment Plant Ops Fund Summary of Cash and Investments

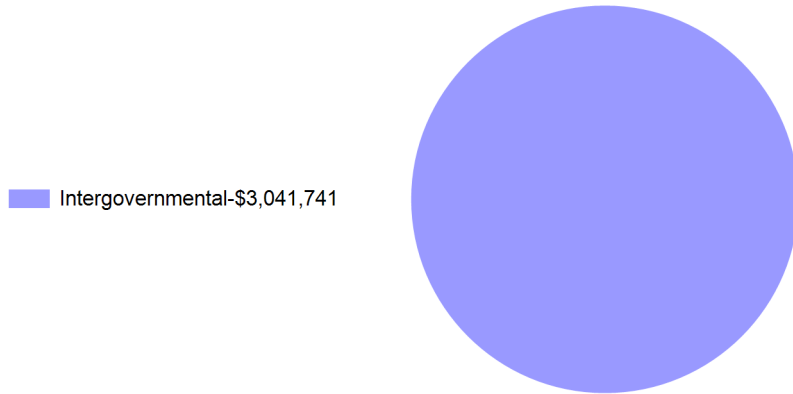
Cash	\$ (110,322)
Investments	-
	<u>\$ (110,322)</u>

City of Casper, Wyoming

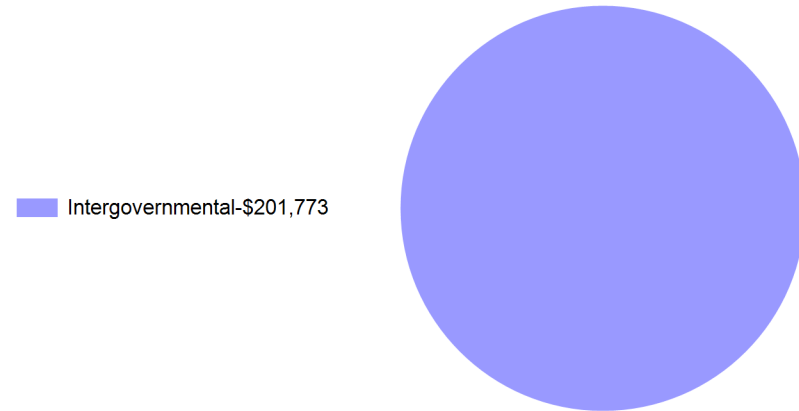
Water Treatment Plant Ops Fund Summary of Revenues and Expenditures

For Fiscal Year 2023 as of April 30, 2023
83.33 % OF THE FISCAL YEAR HAS ELAPSED

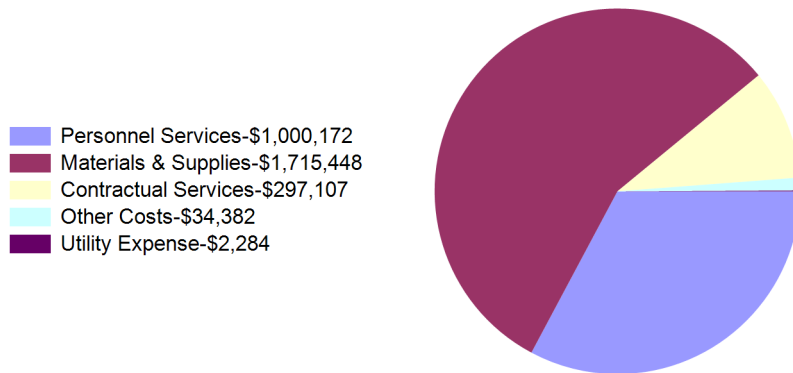
Year To Date Revenues
\$3,041,741



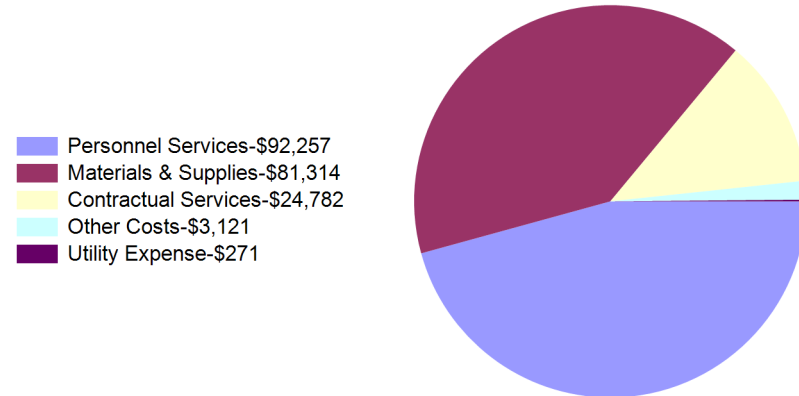
Month To Date Revenues
\$201,773



Year To Date Expenditures
\$3,049,393



Month To Date Expenditures
\$201,745



City of Casper, Wyoming
Sewer Fund Statement of Revenues and Expenditures
For Fiscal Year 2023 as of April 30, 2023
83.33 % OF THE FISCAL YEAR HAS ELAPSED

	Revised Budget	Current Year To Date	Current Year % of Budget
Revenues:			
Goods and Svcs Rev	\$ 7,009,393	\$ 6,239,282	89.01%
Misc Revenue	64,842	92,676	142.93%
Utility Revenue	40,000	11,661	29.15%
Other Sources	500,000	416,667	83.33%
Total Revenues	\$ 7,614,235	\$ 6,760,286	88.78%
	Revised Budget	Current Year To Date	Current Year % of Budget
Expenditures:			
Personnel Services	\$ 966,865	\$ 713,707	73.82%
Materials & Supplies	124,280	50,877	40.94%
Contractual Services	405,657	313,025	77.16%
Capital Outlay	3,211,875	196,604	6.12%
Transfers Out	-	2,540	
Other Costs	69,206	39,547	57.14%
Utility Expense	5,367,501	3,720,726	69.32%
Total Expenditures	\$ 10,145,383	\$ 5,037,025	49.65%
Net Revenue (Shortfall)	\$ (2,531,148)	\$ 1,723,260	39.14%

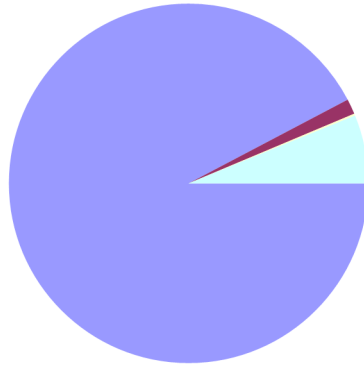
Sewer Fund Summary of Cash and Investments

Cash	\$ 352,695
Investments	7,934,918
	<u>\$ 8,287,613</u>

City of Casper, Wyoming
Sewer Fund Summary of Revenues and Expenditures
For Fiscal Year 2023 as of April 30, 2023
83.33 % OF THE FISCAL YEAR HAS ELAPSED

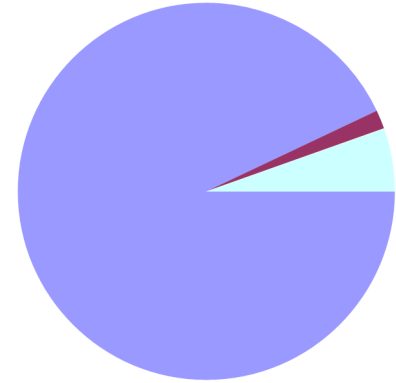
Year To Date Revenues
\$6,760,286

Goods and Svcs Rev-\$6,239,282
Misc Revenue-\$92,676
Utility Revenue-\$11,661
Other Sources-\$416,667



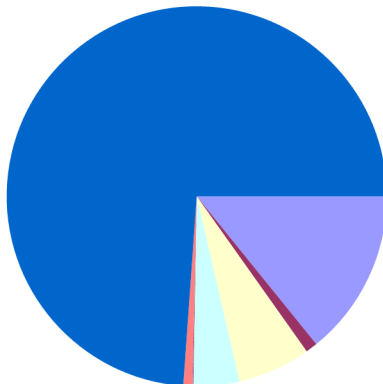
Month To Date Revenues
\$689,513

Goods and Svcs Rev-\$718,528
Misc Revenue-\$12,370
Utility Revenue-\$282
Other Sources-(\$41,667)



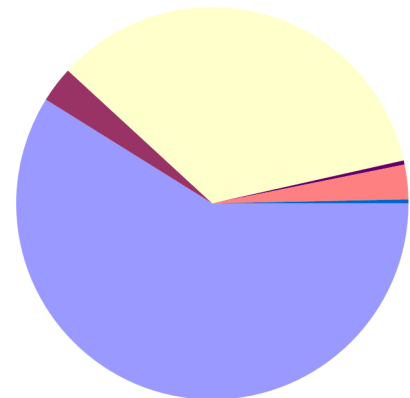
Year To Date Expenditures
\$5,037,025

Personnel Services-\$713,707
Materials & Supplies-\$50,877
Contractual Services-\$313,025
Capital Outlay-\$196,604
Transfers Out-\$2,540
Other Costs-\$39,547
Utility Expense-\$3,720,726



Month To Date Expenditures
\$100,340

Personnel Services-\$59,074
Materials & Supplies-\$2,972
Contractual Services-\$34,770
Capital Outlay-\$0
Transfers Out-\$344
Other Costs-\$2,853
Utility Expense-\$327



City of Casper, Wyoming
Wastewater Treatment Plant Fund Statement of Revenues and Expenditures

For Fiscal Year 2023 as of April 30, 2023
83.33 % OF THE FISCAL YEAR HAS ELAPSED

	Revised Budget	Current Year To Date	Current Year % of Budget
Revenues:			
Intergovernmental	\$ 13,348,930	\$ 4,938,328	36.99%
Misc Revenue	85,836	135,563	157.93%
Utility Revenue	630,000	466,266	74.01%
Other Sources	608,250	-	0.00%
Total Revenues	\$ 14,673,016	\$ 5,540,157	37.76%
	Revised Budget	Current Year To Date	Current Year % of Budget
Expenditures:			
Personnel Services	\$ 1,713,775	\$ 1,353,143	78.96%
Materials & Supplies	1,183,500	852,864	72.06%
Contractual Services	708,369	533,287	75.28%
Capital Outlay	12,710,673	8,255,796	64.95%
Debt Service	1,060,898	906,203	85.42%
Other Costs	62,802	49,622	79.01%
Utility Expense	58,000	28,581	49.28%
Total Expenditures	\$ 17,498,017	\$ 11,979,497	68.46%
Net Revenue (Shortfall)	\$ (2,825,001)	\$ (6,439,340)	-30.70%

Wastewater Treatment Plant Fund Summary of Cash and Investments

Cash	\$ 441,402
Investments	12,141,763
	<u>\$ 12,583,165</u>

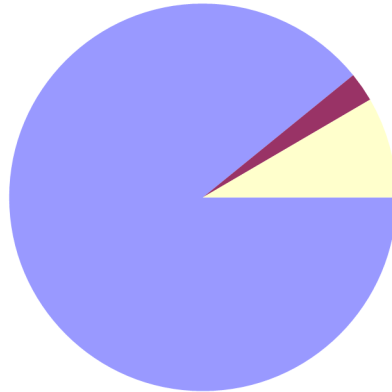
City of Casper, Wyoming

Wastewater Treatment Plant Fund Summary of Revenues and Expenditures

For Fiscal Year 2023 as of April 30, 2023
83.33 % OF THE FISCAL YEAR HAS ELAPSED

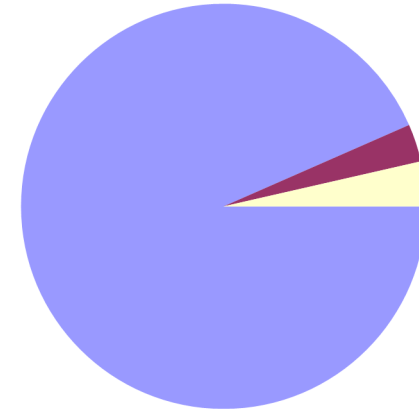
Year To Date Revenues
\$5,540,157

Intergovernmental-\$4,938,328
Misc Revenue-\$135,563
Utility Revenue-\$466,266
Other Sources-\$0



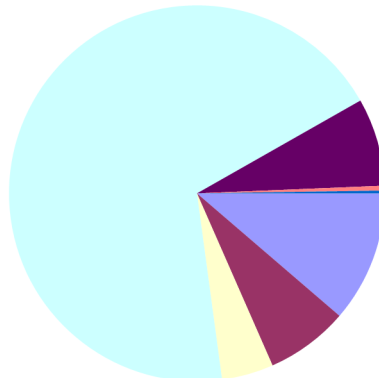
Month To Date Revenues
\$555,948

Intergovernmental-\$519,376
Misc Revenue-\$16,728
Utility Revenue-\$19,844
Other Sources-\$0



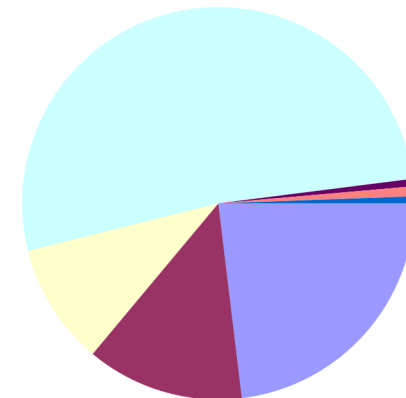
Year To Date Expenditures
\$11,979,497

Personnel Services-\$1,353,143
Materials & Supplies-\$852,864
Contractual Services-\$533,287
Capital Outlay-\$8,255,796
Debt Service-\$906,203
Other Costs-\$49,622
Utility Expense-\$28,581



Month To Date Expenditures
\$559,107

Personnel Services-\$129,057
Materials & Supplies-\$72,638
Contractual Services-\$56,081
Capital Outlay-\$290,137
Debt Service-\$3,434
Other Costs-\$4,567
Utility Expense-\$3,193



City of Casper, Wyoming
Refuse Collection Fund Statement of Revenues and Expenditures

For Fiscal Year 2023 as of April 30, 2023
83.33 % OF THE FISCAL YEAR HAS ELAPSED

	Revised Budget	Current Year To Date	Current Year % of Budget
Revenues:			
Misc Revenue	\$ 19,482	\$ 43,050	220.97%
Utility Revenue	9,937,700	7,730,411	77.79%
Total Revenues	\$ 9,957,182	\$ 7,773,461	78.07%
	Revised Budget	Current Year To Date	Current Year % of Budget
Expenditures:			
Personnel Services	\$ 2,658,171	\$ 2,290,047	86.15%
Materials & Supplies	710,798	449,879	63.29%
Contractual Services	4,522,606	3,385,601	74.86%
Capital Outlay	3,661,870	895,200	24.45%
Transfers Out	25,000	25,000	100.00%
Other Costs	122,443	88,851	72.57%
Utility Expense	3,000	2,090	69.67%
Total Expenditures	\$ 11,703,888	\$ 7,136,668	60.98%
Net Revenue (Shortfall)	\$ (1,746,706)	\$ 636,792	17.09%

Refuse Collection Fund Summary of Cash and Investments

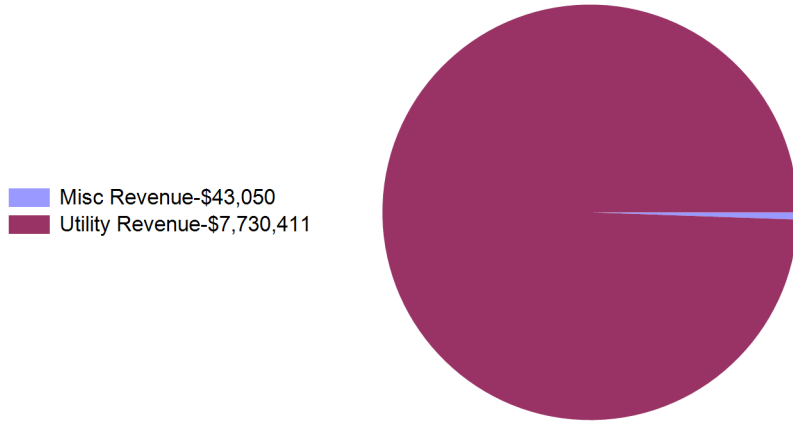
Cash	\$ 390,752
Investments	3,870,598
	<u>\$ 4,261,350</u>

City of Casper, Wyoming

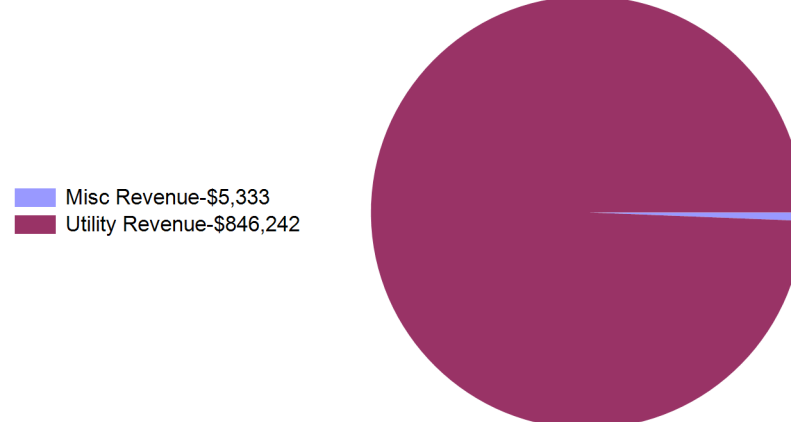
Refuse Collection Fund Summary of Revenues and Expenditures

For Fiscal Year 2023 as of April 30, 2023
83.33 % OF THE FISCAL YEAR HAS ELAPSED

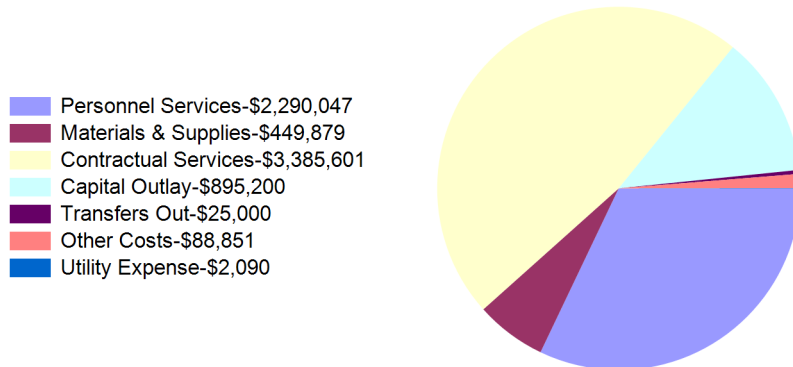
Year To Date Revenues
\$7,773,461



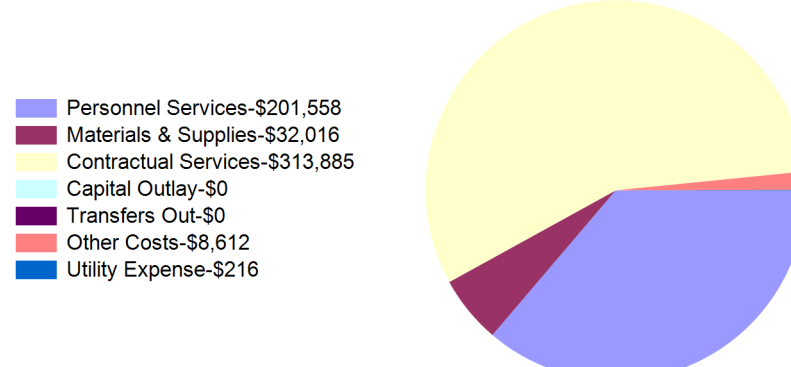
Month To Date Revenues
\$851,575



Year To Date Expenditures
\$7,136,668



Month To Date Expenditures
\$556,287



City of Casper, Wyoming
Balefill Fund Statement of Revenues and Expenditures
For Fiscal Year 2023 as of April 30, 2023
83.33 % OF THE FISCAL YEAR HAS ELAPSED

	Revised Budget	Current Year To Date	Current Year % of Budget
Revenues:			
Intergovernmental	\$ 2,591,623	\$ 65,567	2.53%
Goods and Svcs Rev	225,600	180,079	79.82%
Misc Revenue	127,216	136,958	107.66%
Utility Revenue	7,848,700	4,969,551	63.32%
Total Revenues	\$ 10,793,139	\$ 5,352,154	49.59%


	Revised Budget	Current Year To Date	Current Year % of Budget
Expenditures:			
Personnel Services	\$ 2,423,840	\$ 2,051,722	84.65%
Materials & Supplies	1,723,184	1,014,404	58.87%
Contractual Services	2,186,380	1,414,680	64.70%
Capital Outlay	10,281,422	4,268,976	41.52%
Debt Service	482,347	482,346	100.00%
Transfers Out	30,000	10,000	33.33%
Other Costs	156,539	124,578	79.58%
Utility Expense	22,550	18,872	83.69%
Total Expenditures	\$ 17,306,262	\$ 9,385,579	54.23%
Net Revenue (Shortfall)	\$ (6,513,123)	\$ (4,033,424)	-4.64%

Balefill Fund Summary of Cash and Investments


Cash	\$ 307,895
Investments	9,170,266
	<u>\$ 9,478,161</u>

City of Casper, Wyoming
Balefill Fund Summary of Revenues and Expenditures
For Fiscal Year 2023 as of April 30, 2023
83.33 % OF THE FISCAL YEAR HAS ELAPSED

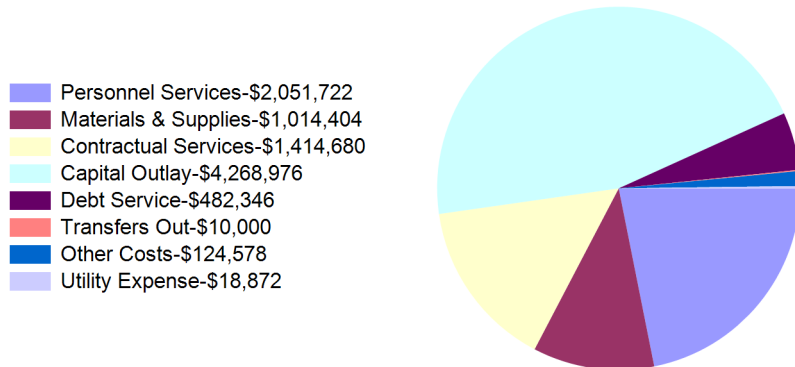
Year To Date Revenues
\$5,352,154



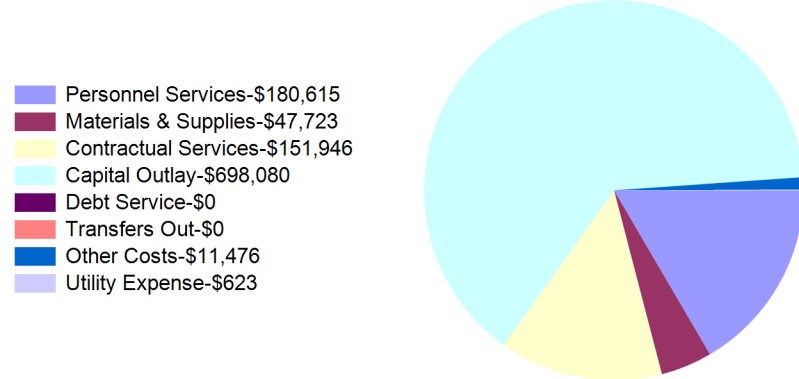
Month To Date Revenues
\$564,235



Year To Date Expenditures
\$9,385,579



Month To Date Expenditures
\$1,090,464



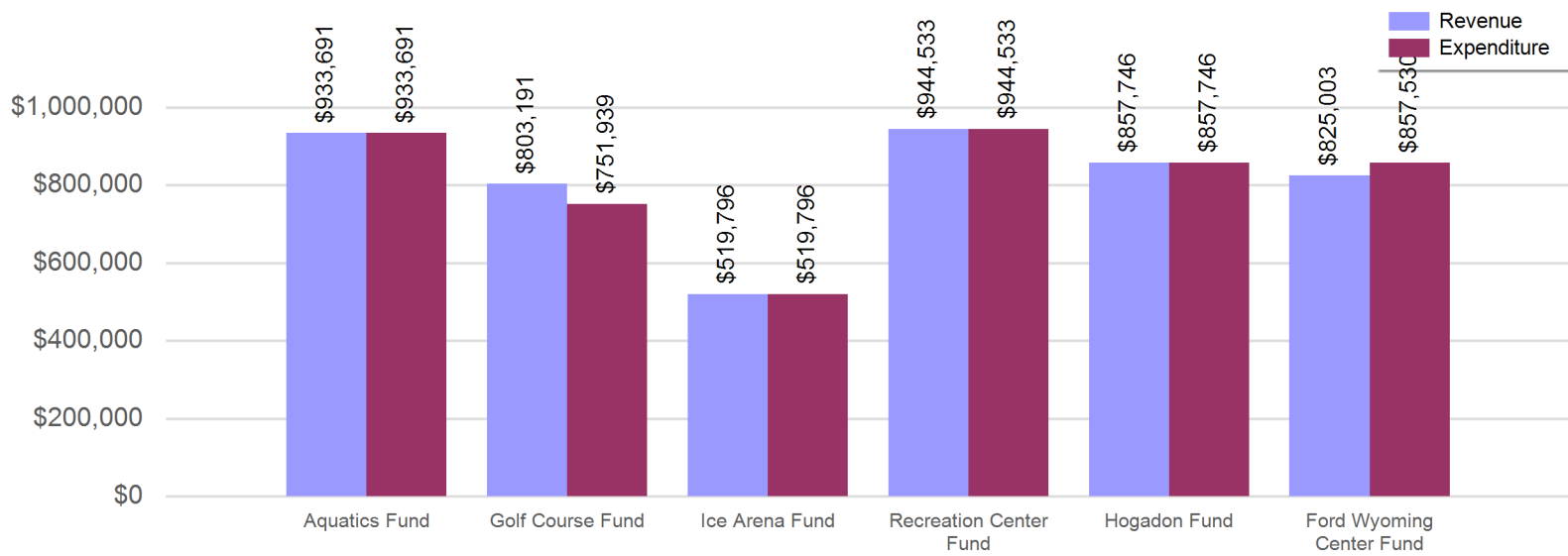
City of Casper, Wyoming
Parks & Recreation Enterprise Funds Consolidated Balance Sheet

For Fiscal Year 2023 as of April 30, 2023
83.33 % OF THE FISCAL YEAR HAS ELAPSED

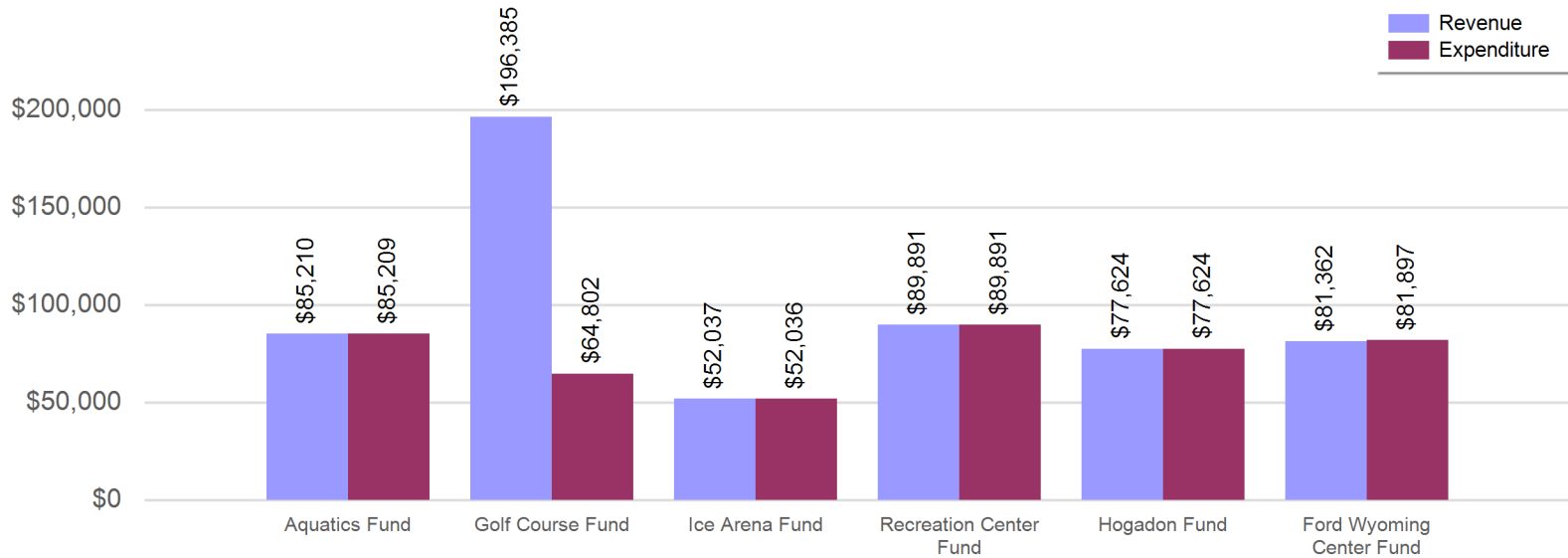
	Aquatics Fund	Golf Course Fund	Ice Arena Fund	Recreation Center Fund	Hogadon Fund	Ford Wyoming Center Fund
ASSETS						
Current Assets						
Cash	\$ (32,868)	\$ 557,722	\$ 233	\$ 4,041	\$ 34,552	\$ 1,123,159
Inventory		55,266			13,764	
Accounts Receivable		2,811	8,508	2,186	20,000	-
Lease Receivable - Short Term		31,822				14,622
Total Current Assets	<u>(32,868)</u>	<u>647,621</u>	<u>8,741</u>	<u>6,227</u>	<u>68,317</u>	<u>1,137,781</u>
Capital Assets						
Land, Buildings & Improvements	14,432,867	7,097,801	5,328,515	7,333,709	10,372,812	34,054,865
Equipment	39,801	1,137,319	288,261	287,320	2,264,724	1,378,791
Accumulated Depreciation	(3,600,173)	(5,318,800)	(1,918,371)	(4,888,425)	(3,889,950)	(22,664,591)
Total Capital Assets	<u>10,872,495</u>	<u>2,916,320</u>	<u>3,698,406</u>	<u>2,732,604</u>	<u>8,747,586</u>	<u>12,769,065</u>
Non-Current Assets						
Lease Receivable - Long Term		23,792				163,470
Total Assets	<u>\$ 10,839,627</u>	<u>\$ 3,587,733</u>	<u>\$ 3,707,146</u>	<u>\$ 2,738,831</u>	<u>\$ 8,815,903</u>	<u>\$ 14,070,316</u>
DEFERRED OUTFLOWS OF RESOURCES						
Total Deferred Outflows Of Resources	<u>\$ 21,531</u>	<u>\$ 49,044</u>	<u>\$ 21,531</u>	<u>\$ 92,904</u>	<u>\$ 51,835</u>	<u>\$</u>
LIABILITIES						
Current Liabilities						
Accounts Payable	\$ 28,290	\$ 14,723	\$ 13,499	\$ 29,916	\$ 21,688	\$ 1,131,462
Accrued Wages and Benefits Payable	30,448	22,749	10,023	48,038	12,390	
Deferred Revenue		-				
Unearned Revenue						-
Total Current Liabilities	<u>58,739</u>	<u>37,473</u>	<u>23,522</u>	<u>77,953</u>	<u>34,078</u>	<u>1,131,462</u>
Non-Current Liabilities						
Accrued Comp ABS	10,307	18,620	5,772	28,685	22,257	
Net Pension Liability	82,624	188,199	82,624	356,508	198,910	
Net OPEB Liability	-	-	-	-	-	
Total Non-Current Liabilities	<u>92,931</u>	<u>206,820</u>	<u>88,397</u>	<u>385,193</u>	<u>221,167</u>	
Total Liabilities	<u>\$ 151,669</u>	<u>\$ 244,292</u>	<u>\$ 111,919</u>	<u>\$ 463,146</u>	<u>\$ 255,245</u>	<u>\$ 1,131,462</u>
DEFERRED INFLOWS OF RESOURCES						
Total Deferred Inflows Of Resources	<u>\$ 63,268</u>	<u>\$ 199,356</u>	<u>\$ 63,268</u>	<u>\$ 272,988</u>	<u>\$ 152,311</u>	<u>\$ 173,096</u>
NET POSITION						
Net Investment in Capital Assets	\$ 10,872,495	\$ 2,971,934	\$ 3,698,406	\$ 2,732,604	\$ 8,747,586	\$ 12,947,157
Unrestricted	(226,273)	221,195	(144,914)	(637,003)	(287,405)	(181,399)
Total Net Position	<u>\$ 10,646,222</u>	<u>\$ 3,193,129</u>	<u>\$ 3,553,491</u>	<u>\$ 2,095,601</u>	<u>\$ 8,460,182</u>	<u>\$ 12,765,757</u>

City of Casper, Wyoming
Parks & Recreation Enterprise Funds Revenue and Expenditure Comparison
For Fiscal Year 2023 as of April 30, 2023
83.33 % OF THE FISCAL YEAR HAS ELAPSED

Parks & Recreation Enterprise Funds YTD Revenue and Expenditure Comparison



Parks & Recreation Enterprise Funds MTD Revenue and Expenditure Comparison



City of Casper, Wyoming
Aquatics Fund Statement of Revenues and Expenditures
For Fiscal Year 2023 as of April 30, 2023
83.33 % OF THE FISCAL YEAR HAS ELAPSED

	Revised Budget	Current Year To Date	Current Year % of Budget
Revenues:			
Goods and Svcs Rev	\$ 573,562	\$ 340,035	59.28%
Misc Revenue	62,200	55,686	89.53%
Other Sources	592,913	537,971	90.73%
Total Revenues	\$ 1,228,675	\$ 933,691	75.99%

	Revised Budget	Current Year To Date	Current Year % of Budget
Expenditures:			
Personnel Services	\$ 715,366	\$ 465,875	65.12%
Materials & Supplies	256,899	257,764	100.34%
Contractual Services	170,030	139,547	82.07%
Other Costs	60,714	48,905	80.55%
Utility Expense	25,666	21,601	84.16%
Total Expenditures	\$ 1,228,675	\$ 933,691	75.99%
Net Revenue (Shortfall)	\$ -	\$ -	0.00%

Cost Recovery **42.38 %**

Aquatics Fund Summary of Cash and Investments

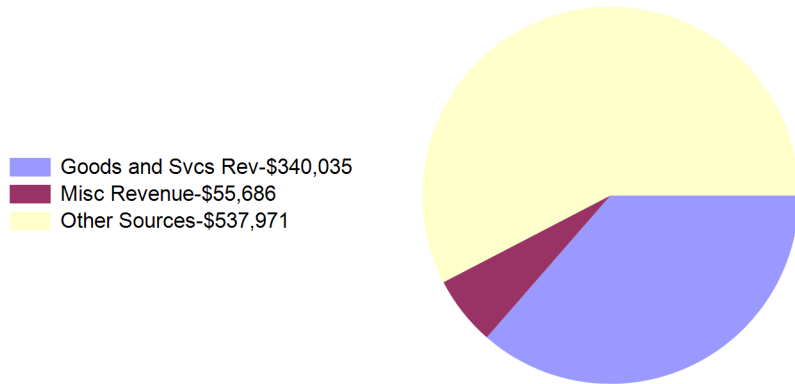
Cash	\$ (32,868)
Investments	-
	<u>\$ (32,868)</u>

City of Casper, Wyoming

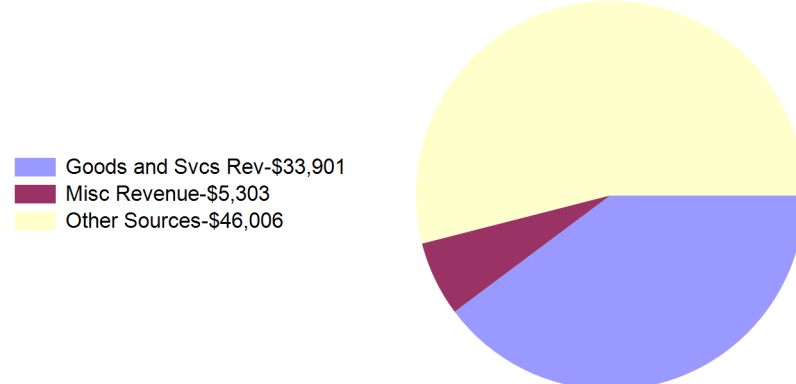
Aquatics Fund Summary of Revenues and Expenditures

For Fiscal Year 2023 as of April 30, 2023
83.33 % OF THE FISCAL YEAR HAS ELAPSED

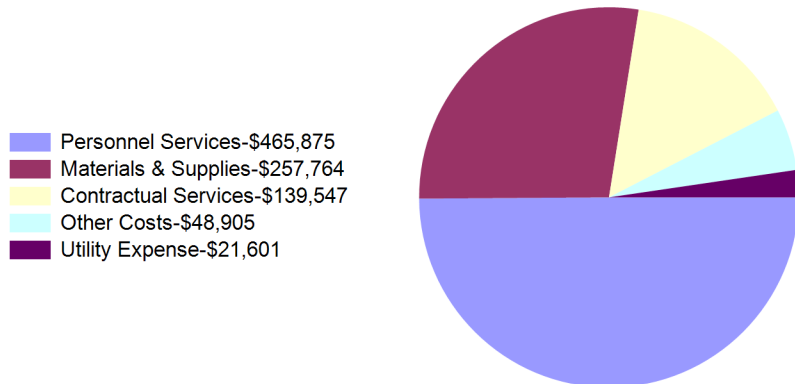
Year To Date Revenues
\$933,691



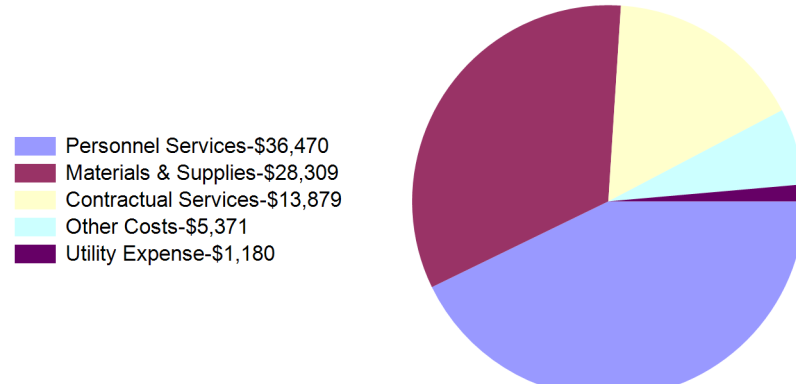
Month To Date Revenues
\$85,210



Year To Date Expenditures
\$933,691



Month To Date Expenditures
\$85,209



City of Casper, Wyoming
Golf Fund Statement of Revenues and Expenditures

For Fiscal Year 2023 as of April 30, 2023
83.33 % OF THE FISCAL YEAR HAS ELAPSED

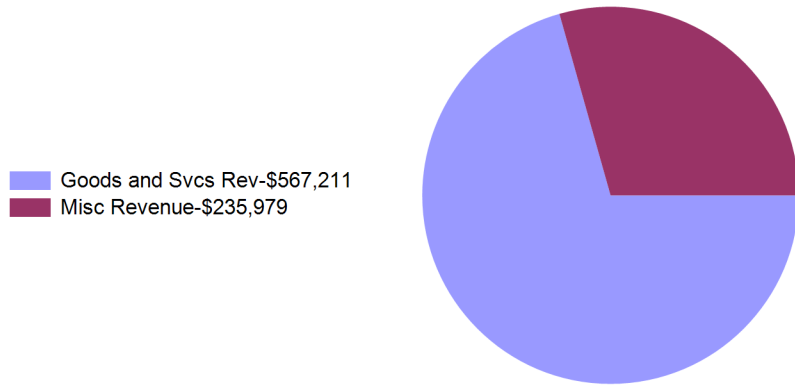
	Revised Budget	Current Year To Date	Current Year % of Budget
Revenues:			
Goods and Svcs Rev	\$ 689,000	\$ 567,211	82.32%
Misc Revenue	269,000	235,979	87.72%
Total Revenues	\$ 958,000	\$ 803,191	83.84%
	Revised Budget	Current Year To Date	Current Year % of Budget
Expenditures:			
Personnel Services	\$ 534,409	\$ 427,844	80.06%
Materials & Supplies	150,834	119,568	79.27%
Contractual Services	238,989	162,857	68.14%
Capital Outlay	28,981	1,574	5.43%
Transfers Out	88,000	-	0.00%
Other Costs	25,319	20,605	81.38%
Utility Expense	12,800	19,492	152.28%
Total Expenditures	\$ 1,079,332	\$ 751,939	69.67%
Net Revenue (Shortfall)	\$ (121,332)	\$ 51,251	14.17%

Golf Fund Summary of Cash and Investments

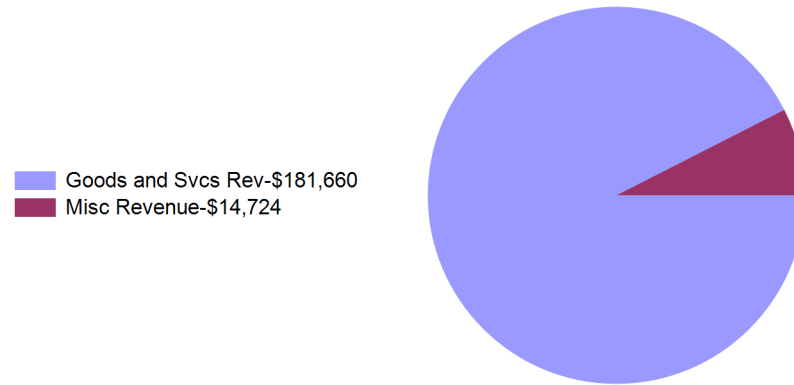
Cash	\$ 557,722
Investments	-
	<u>\$ 557,722</u>

City of Casper, Wyoming
Golf Fund Summary of Revenues and Expenditures
For Fiscal Year 2023 as of April 30, 2023
83.33 % OF THE FISCAL YEAR HAS ELAPSED

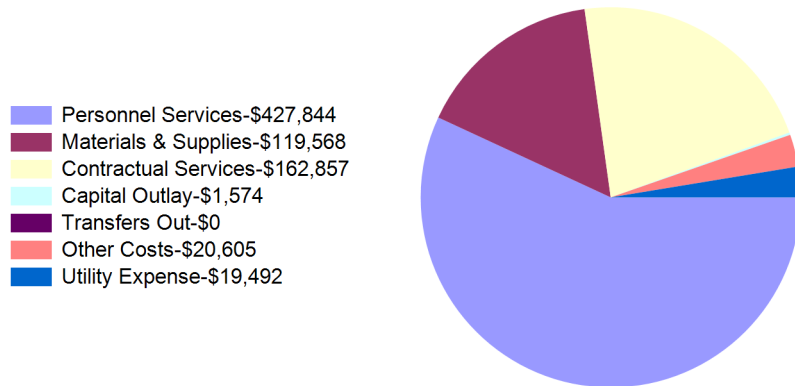
Year To Date Revenues
\$803,191



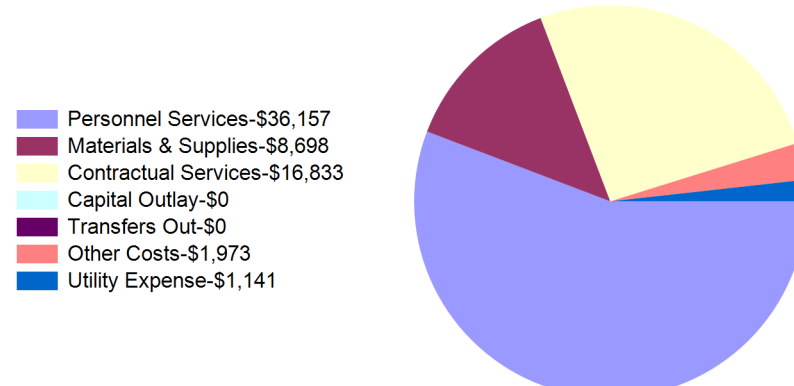
Month To Date Revenues
\$196,385



Year To Date Expenditures
\$751,939



Month To Date Expenditures
\$64,802



City of Casper, Wyoming
Ice Arena Fund Statement of Revenues and Expenditures
For Fiscal Year 2023 as of April 30, 2023
83.33 % OF THE FISCAL YEAR HAS ELAPSED

	Revised Budget	Current Year To Date	Current Year % of Budget
Revenues:			
Goods and Svcs Rev	\$ 328,325	\$ 318,315	96.95%
Misc Revenue	28,000	28,896	103.20%
Other Sources	241,687	172,585	71.41%
Total Revenues	\$ 598,012	\$ 519,796	86.92%
Expenditures:			
Personnel Services	\$ 317,830	\$ 282,436	88.86%
Materials & Supplies	136,681	131,818	96.44%
Contractual Services	98,877	70,505	71.31%
Other Costs	28,024	22,909	81.75%
Utility Expense	16,600	12,128	73.06%
Total Expenditures	\$ 598,012	\$ 519,796	86.92%
Net Revenue (Shortfall)	\$ -	\$ -	0.00%
Cost Recovery	66.80 %		

Ice Arena Fund Summary of Cash and Investments

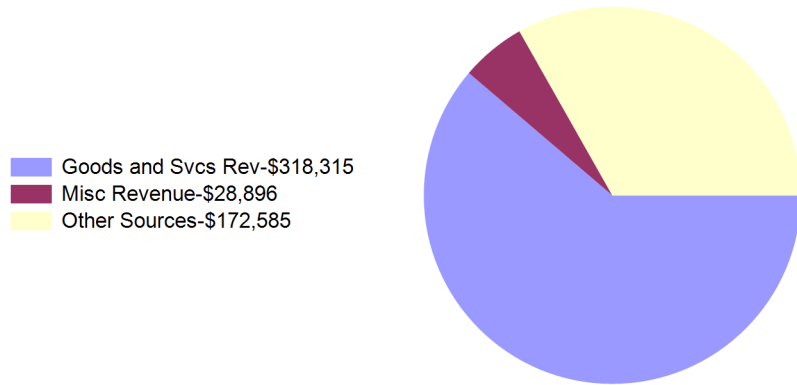
Cash	\$ 233
Investments	-
	<u>\$ 233</u>

City of Casper, Wyoming

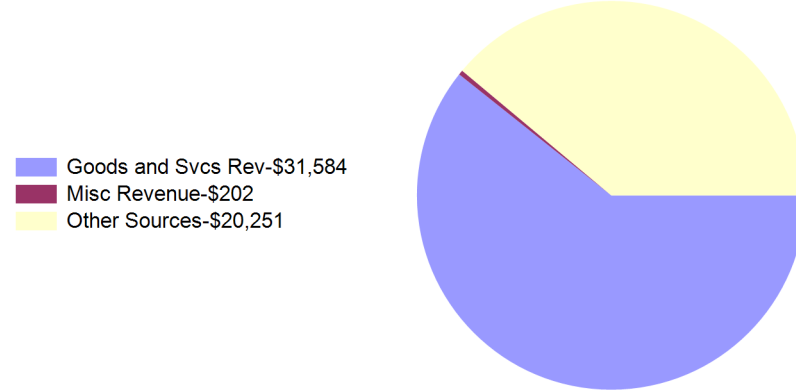
Ice Arena Fund Summary of Revenues and Expenditures

For Fiscal Year 2023 as of April 30, 2023
83.33 % OF THE FISCAL YEAR HAS ELAPSED

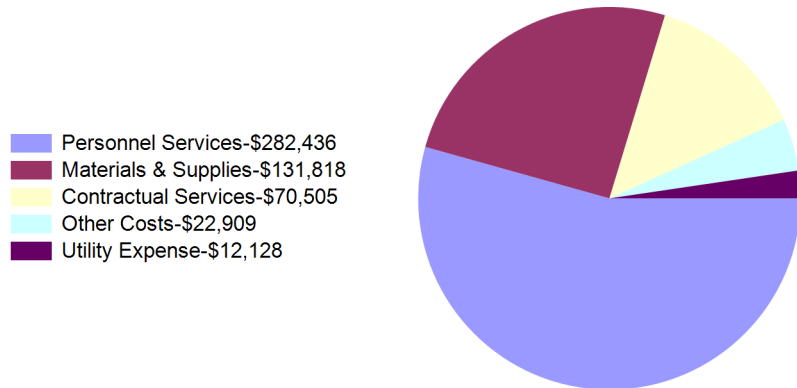
Year To Date Revenues
\$519,796



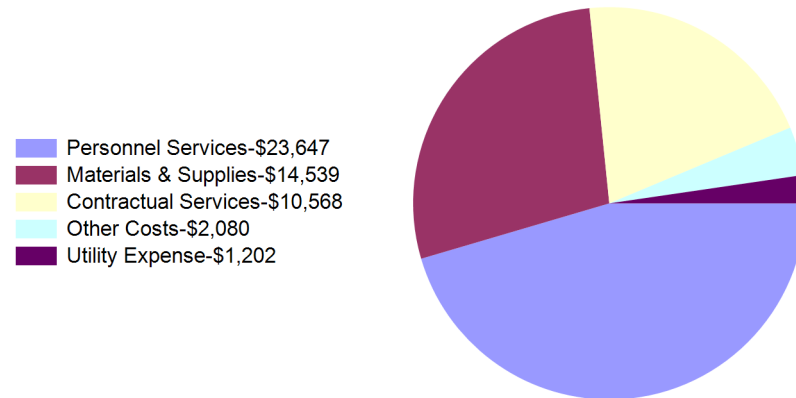
Month To Date Revenues
\$52,037



Year To Date Expenditures
\$519,796



Month To Date Expenditures
\$52,036



City of Casper, Wyoming
Recreation Center Statement of Revenues and Expenditures
For Fiscal Year 2023 as of April 30, 2023
83.33 % OF THE FISCAL YEAR HAS ELAPSED

	Revised Budget	Current Year To Date	Current Year % of Budget
Revenues:			
Goods and Svcs Rev	\$ 397,200	\$ 323,476	81.44%
Misc Revenue	55,500	99,611	179.48%
Other Sources	771,511	521,446	67.59%
Total Revenues	\$ 1,224,211	\$ 944,533	77.15%

	Revised Budget	Current Year To Date	Current Year % of Budget
Expenditures:			
Personnel Services	\$ 861,860	\$ 643,679	74.68%
Materials & Supplies	117,729	90,732	77.07%
Contractual Services	155,226	138,572	89.27%
Other Costs	65,696	55,303	84.18%
Utility Expense	23,700	16,247	68.55%
Total Expenditures	\$ 1,224,211	\$ 944,533	77.15%
Net Revenue (Shortfall)	\$ -	\$ -	0.00%

Cost Recovery **44.79 %**

Recreation Center Fund Summary of Cash and Investments

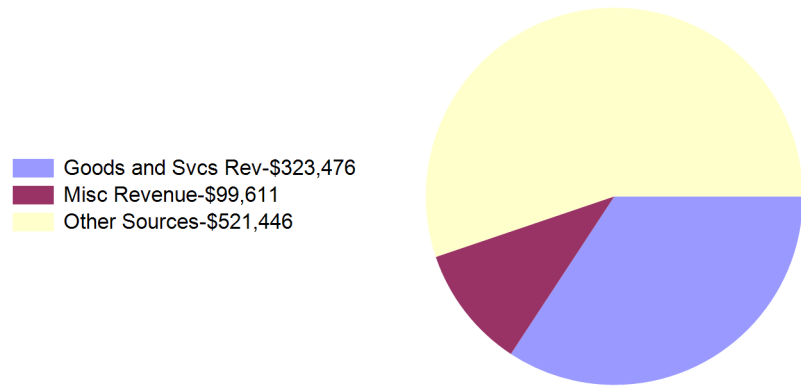
Cash	\$ 4,041
Investments	-
	<u>\$ 4,041</u>

City of Casper, Wyoming

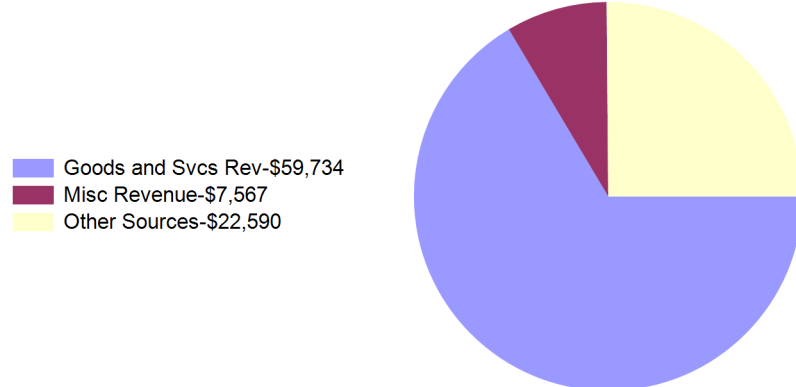
Recreation Center Fund Summary of Revenues and Expenditures

For Fiscal Year 2023 as of April 30, 2023
83.33 % OF THE FISCAL YEAR HAS ELAPSED

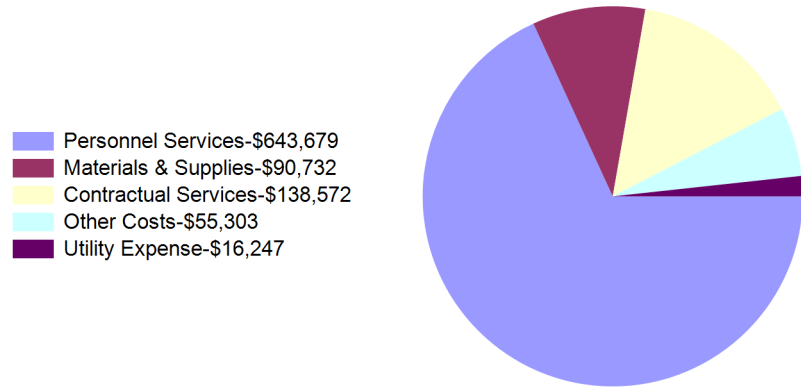
Year To Date Revenues
\$944,533



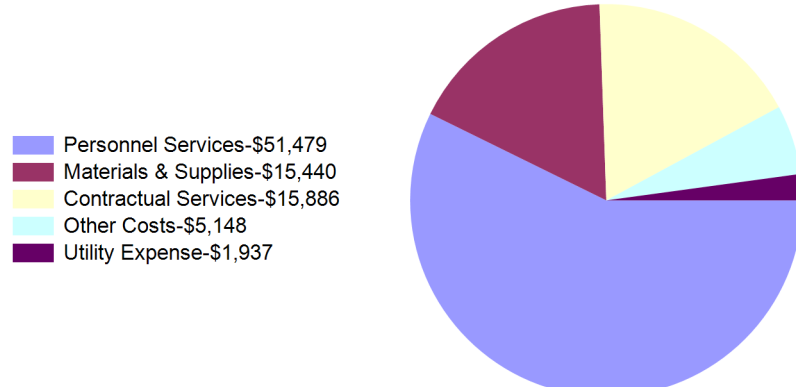
Month To Date Revenues
\$89,891



Year To Date Expenditures
\$944,533



Month To Date Expenditures
\$89,891



City of Casper, Wyoming
Hogadon Fund Statement of Revenues and Expenditures
For Fiscal Year 2023 as of April 30, 2023
83.33 % OF THE FISCAL YEAR HAS ELAPSED

	Revised Budget	Current Year To Date	Current Year % of Budget
Revenues:			
Goods and Svcs Rev	\$ 609,500	\$ 751,827	123.35%
Misc Revenue	39,000	29,609	75.92%
Other Sources	389,719	76,310	19.58%
Total Revenues	\$ 1,038,219	\$ 857,746	82.62%

	Revised Budget	Current Year To Date	Current Year % of Budget
Expenditures:			
Personnel Services	\$ 528,596	\$ 459,837	86.99%
Materials & Supplies	246,428	205,404	83.35%
Contractual Services	187,831	130,647	69.56%
Other Costs	72,364	60,495	83.60%
Utility Expense	3,000	1,363	45.45%
Total Expenditures	\$ 1,038,219	\$ 857,746	82.62%

Net Revenue (Shortfall)	\$ -	\$ -	0.00%
--------------------------------	-------------	-------------	--------------

Cost Recovery	91.10 %
----------------------	----------------

Hogadon Fund Summary of Cash and Investments

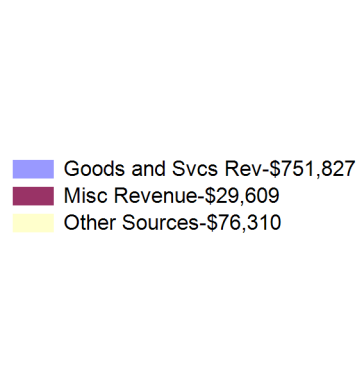
Cash	\$ 34,552
Investments	-
	<u>\$ 34,552</u>

City of Casper, Wyoming

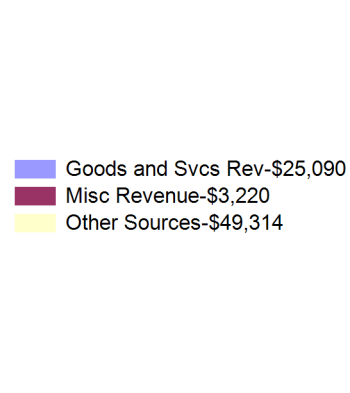
Hogadon Fund Summary of Revenues and Expenditures

For Fiscal Year 2023 as of April 30, 2023
83.33 % OF THE FISCAL YEAR HAS ELAPSED


Year To Date Revenues
\$857,746



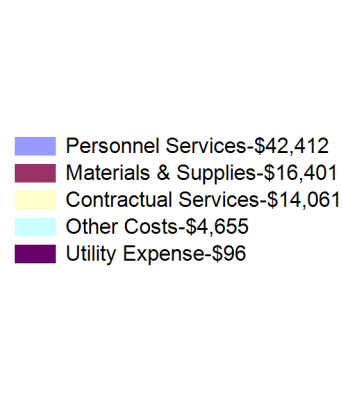
Month To Date Revenues
\$77,624



Year To Date Expenditures
\$857,746



Month To Date Expenditures
\$77,624



City of Casper, Wyoming
Ford Wyoming Center Statement of Revenues and Expenditures
For Fiscal Year 2023 as of April 30, 2023
83.33 % OF THE FISCAL YEAR HAS ELAPSED

	<u>Revised Budget</u>	<u>Current Year To Date</u>	<u>Current Year % of Budget</u>
Revenues:			
Intergovernmental	\$ 77,165	\$ -	0.00%
Misc Revenue	15,870	11,379	71.70%
Other Sources	976,349	813,624	83.33%
Total Revenues	\$ 1,069,384	\$ 825,003	77.15%
	<u>Revised Budget</u>	<u>Current Year To Date</u>	<u>Current Year % of Budget</u>
Expenditures:			
Materials & Supplies	\$ 9,456	\$ -	0.00%
Contractual Services	979,940	788,365	80.45%
Capital Outlay	62,195	195	0.31%
Other Costs	82,763	68,969	83.33%
Total Expenditures	\$ 1,134,354	\$ 857,530	75.60%
Net Revenue (Shortfall)	\$ (64,970)	\$ (32,527)	1.55%

Ford Wyoming Center Summary of Cash and Investments

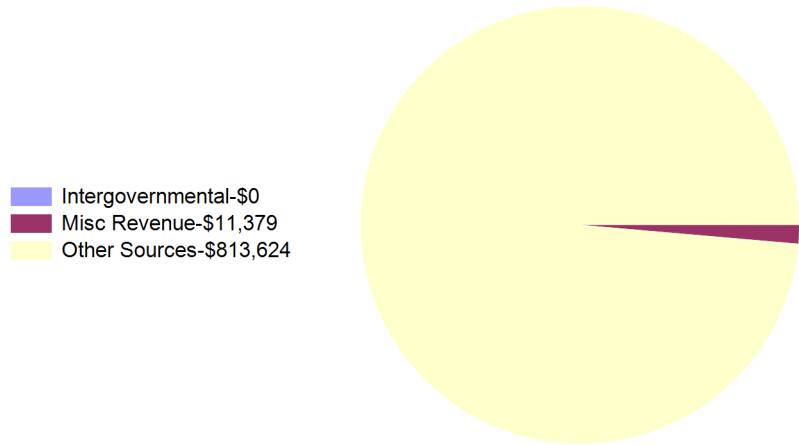
Cash	<u>\$ 1,123,159</u>
	<u>\$ 1,123,159</u>

City of Casper, Wyoming

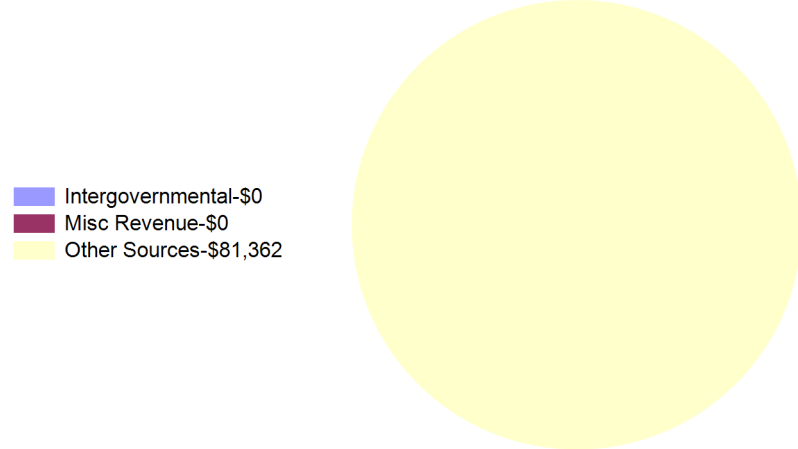
Ford Wyoming Center Summary of Revenues and Expenditures

For Fiscal Year 2023 as of April 30, 2023
83.33 % OF THE FISCAL YEAR HAS ELAPSED

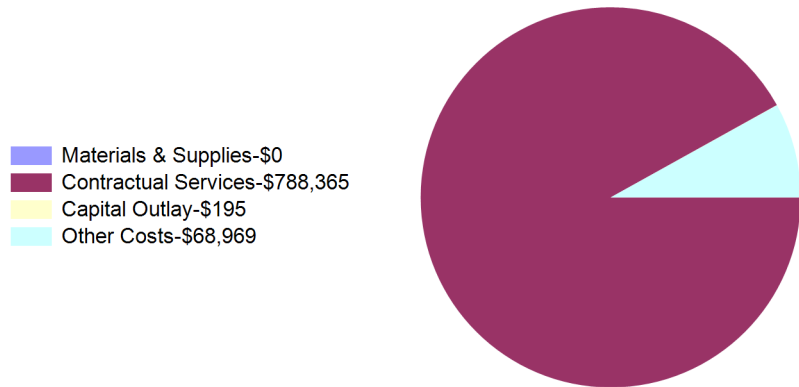
Year To Date Revenues
\$825,003



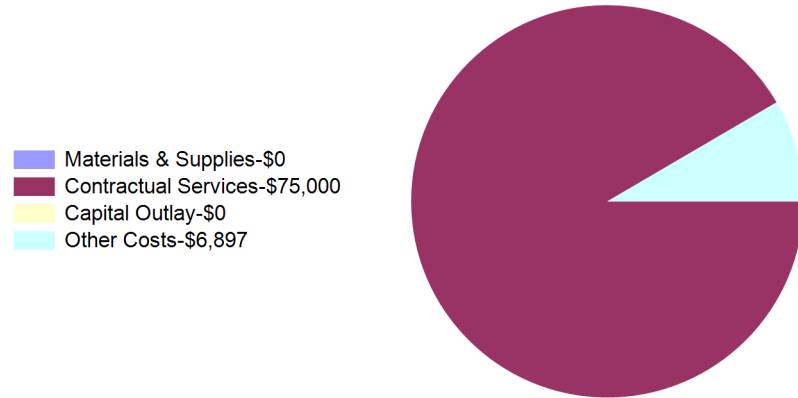
Month To Date Revenues
\$81,362



Year To Date Expenditures
\$857,530



Month To Date Expenditures
\$81,897

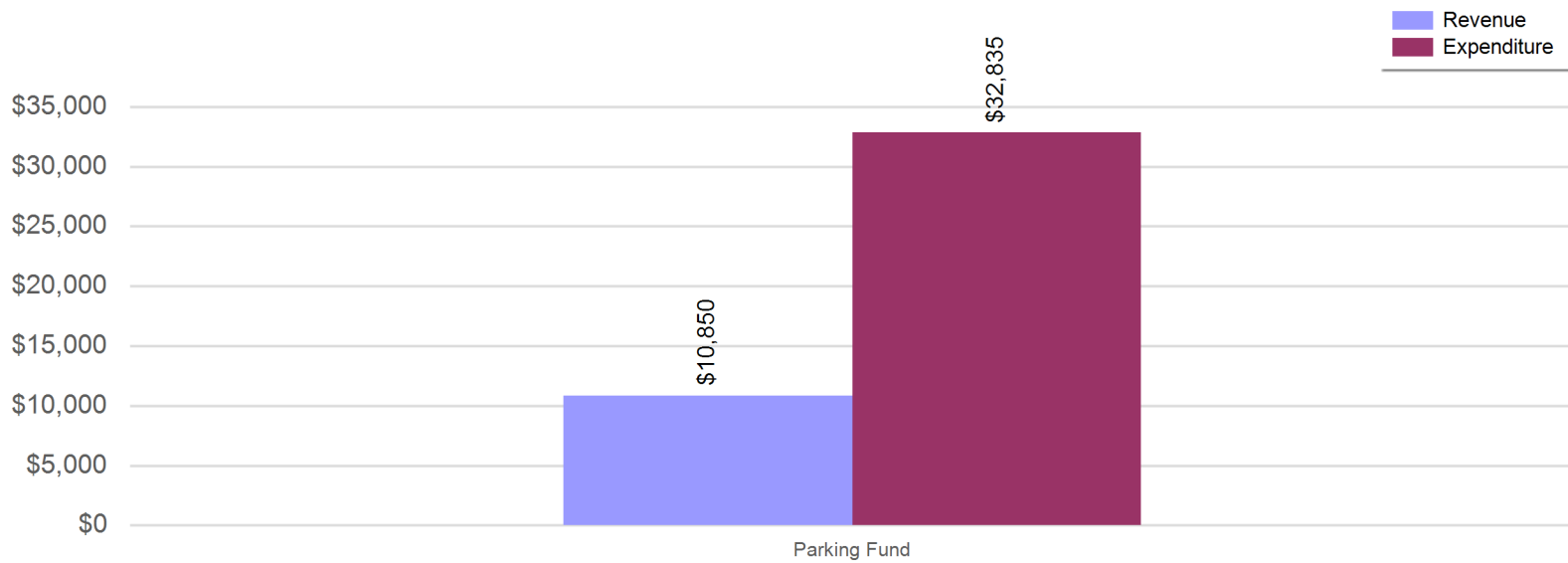


City of Casper, Wyoming
Other Enterprise Funds Balance Sheet
For Fiscal Year 2023 as of April 30, 2023
83.33 % OF THE FISCAL YEAR HAS ELAPSED

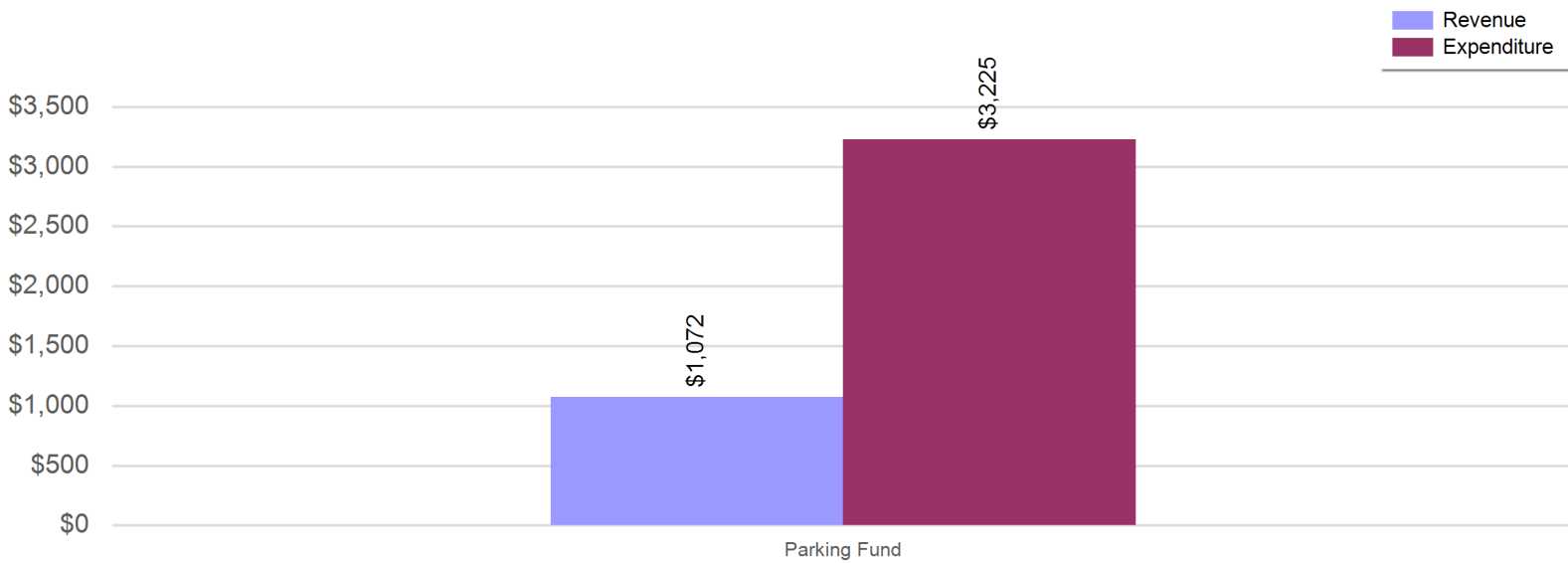
	<u>Parking Fund</u>
ASSETS	
Current Assets	
Cash	\$ 471
Investments	135,470
Market Adjustments	-
Accounts Receivable	690
Lease Receivable - Short Term	12,396
Total Current Assets	<u>149,028</u>
Capital Assets	
Land, Buildings & Improvements	2,981,187
Equipment	55,379
Accumulated Depreciation	(2,145,091)
Total Capital Assets	<u>891,474</u>
Non-Current Assets	
Lease Receivable - Long Term	246,031
Total Assets	<u>\$ 1,286,533</u>
LIABILITIES	
Current Liabilities	
Accounts Payable	\$ 11
Total Current Liabilities	<u>11</u>
Total Liabilities	<u>\$ 11</u>
DEFERRED INFLOWS OF RESOURCES	
Total Deferred Inflows Of Resources	<u>\$ 252,202</u>
NET POSITION	
Net Investment in Capital Assets	\$ 1,149,901
Unrestricted	(115,581)
Total Net Position	<u>\$ 1,034,320</u>

City of Casper, Wyoming
Other Enterprise Funds Revenue and Expenditure Comparison
For Fiscal Year 2023 as of April 30, 2023
83.33 % OF THE FISCAL YEAR HAS ELAPSED

Other Enterprise Funds YTD Revenue and Expenditure Comparison



Other Enterprise Funds MTD Revenue and Expenditure Comparison



City of Casper, Wyoming
Parking Lots Statement of Revenues and Expenditures
For Fiscal Year 2023 as of April 30, 2023
83.33 % OF THE FISCAL YEAR HAS ELAPSED

	Revised Budget	Current Year To Date	Current Year % of Budget
Revenues:			
Goods and Svcs Rev	\$ 1,500	\$ 925	61.67%
Misc Revenue	15,477	9,925	64.13%
Total Revenues	\$ 16,977	\$ 10,850	63.91%
	Revised Budget	Current Year To Date	Current Year % of Budget
Expenditures:			
Contractual Services	\$ 47,924	\$ 30,616	63.88%
Other Costs	2,663	2,219	83.32%
Total Expenditures	\$ 50,587	\$ 32,835	64.91%
Net Revenue (Shortfall)	\$ (33,610)	\$ (21,985)	-1.00%

Parking Lots Summary of Cash and Investments

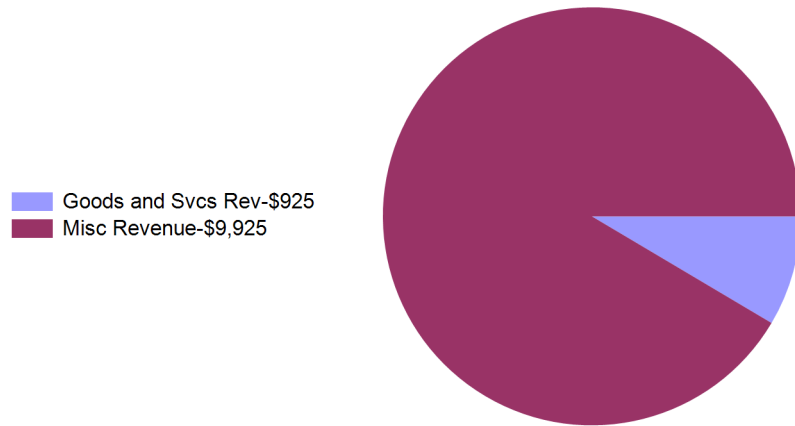
Cash	\$ 471
Investments	135,470
	<u>\$ 135,942</u>

City of Casper, Wyoming

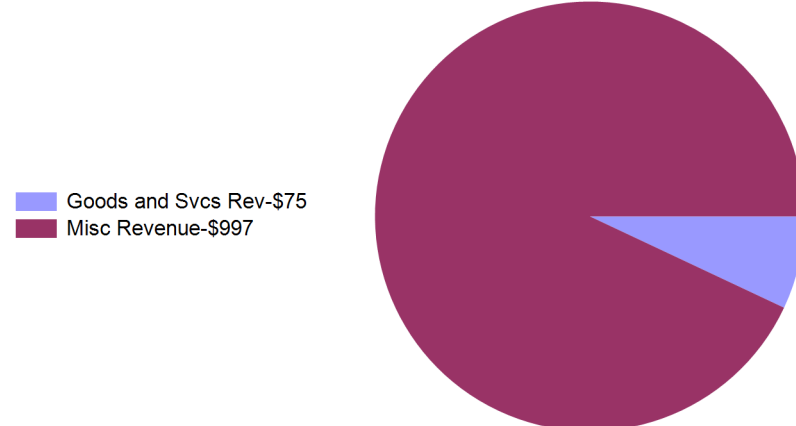
Parking Lots Summary of Revenues and Expenditures

For Fiscal Year 2023 as of April 30, 2023
83.33 % OF THE FISCAL YEAR HAS ELAPSED

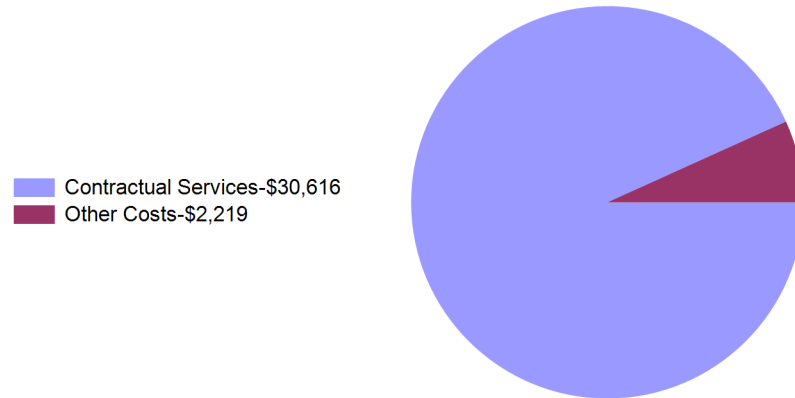
Year To Date Revenues
\$10,850



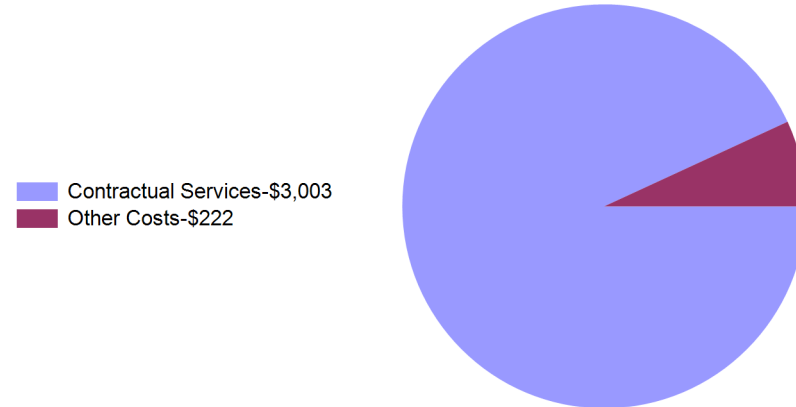
Month To Date Revenues
\$1,072



Year To Date Expenditures
\$32,835



Month To Date Expenditures
\$3,225



City of Casper, Wyoming

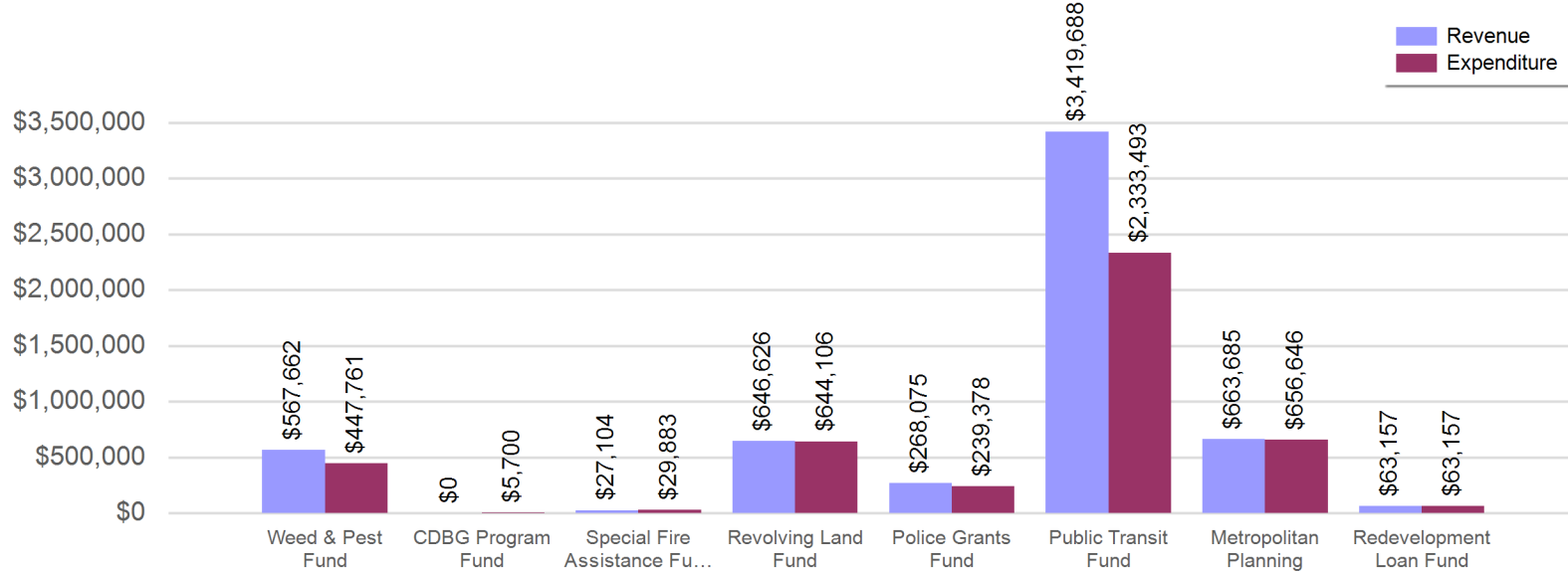
Special Revenue Funds Consolidated Balance Sheet

For Fiscal Year 2023 as of April 30, 2023
83.33 % OF THE FISCAL YEAR HAS ELAPSED

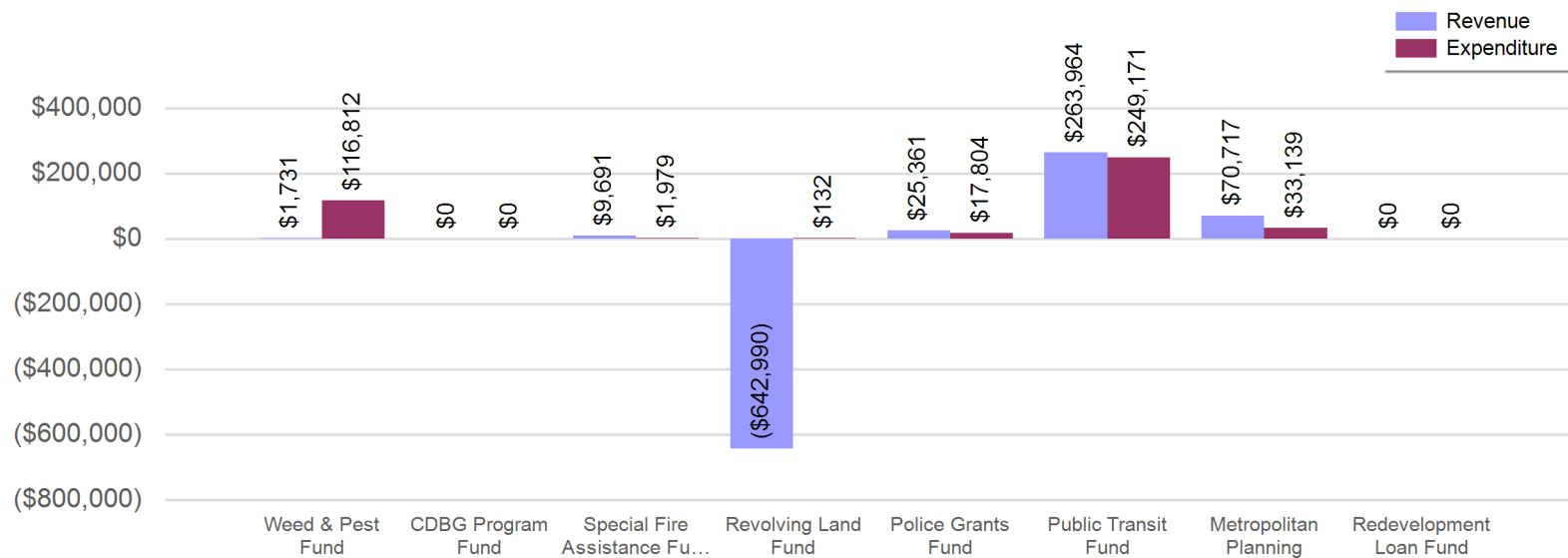
	Weed & Pest Fund	CDBG Program Fund	Special Fire Assistance Fund	Revolving Land Fund	Police Grants Fund	Public Transit Fund	Metropolitan Planning	Redevelopment Loan Fund
ASSETS								
Current Assets								
Cash	\$ 19,387	\$ (5,700)	\$ 8,758	\$ 586	\$ 4,105	\$ (550,830)	\$ 141,319	\$ 100,937
Investments	1,226,727			825,058				
Market Adjustments	-			-				
Interest Receivable								4,027
Grants Receivable			9,691		28,761	823,440	170,669	
Loans Receivable								164,000
Accounts Receivable	-		-	-	-	40,254	-	
Prepaid Expenses							36,833	
Total Current Assets	<u>1,246,114</u>	<u>(5,700)</u>	<u>18,450</u>	<u>825,644</u>	<u>32,866</u>	<u>312,865</u>	<u>348,822</u>	<u>268,964</u>
Total Assets	<u>\$ 1,246,114</u>	<u>\$ (5,700)</u>	<u>\$ 18,450</u>	<u>\$ 825,644</u>	<u>\$ 32,866</u>	<u>\$ 312,865</u>	<u>\$ 348,822</u>	<u>\$ 268,964</u>
LIABILITIES								
Current Liabilities								
Accounts Payable	\$ 77,044	\$ -	\$ -	\$ 57	\$ 5,218	\$ 128,276	\$ 28,703	\$ -
Accrued Wages and Benefits Payable	8,812				2,636	48,030	10,567	
Interest Payable								4,027
Deferred Revenue						-		
Total Current Liabilities	<u>85,856</u>	<u>-</u>	<u>-</u>	<u>57</u>	<u>7,855</u>	<u>176,305</u>	<u>39,270</u>	<u>4,027</u>
Total Liabilities	<u>\$ 85,856</u>	<u>\$ -</u>	<u>\$ -</u>	<u>\$ 57</u>	<u>\$ 7,855</u>	<u>\$ 176,305</u>	<u>\$ 39,270</u>	<u>\$ 4,027</u>
NET POSITION								
Unrestricted	\$ 1,160,258	\$ (5,700)	\$ 18,450	\$ 825,588	\$ 25,011	\$ 136,560	\$ 309,552	\$ 264,937
Total Net Position	<u>\$ 1,160,258</u>	<u>\$ (5,700)</u>	<u>\$ 18,450</u>	<u>\$ 825,588</u>	<u>\$ 25,011</u>	<u>\$ 136,560</u>	<u>\$ 309,552</u>	<u>\$ 264,937</u>

City of Casper, Wyoming
Special Revenue Funds Funds Revenue and Expenditure Comparison
For Fiscal Year 2023 as of April 30, 2023
83.33 % OF THE FISCAL YEAR HAS ELAPSED

Special Revenue Funds YTD Revenue and Expenditure Comparison



Special Revenue Funds MTD Revenue and Expenditure Comparison



City of Casper, Wyoming
Weed & Pest Fund Statement of Revenues and Expenditures
For Fiscal Year 2023 as of April 30, 2023
83.33 % OF THE FISCAL YEAR HAS ELAPSED

	Revised Budget	Current Year To Date	Current Year % of Budget
Revenues:			
Local Taxes	\$ 800,000	\$ 546,630	68.33%
Misc Revenue	2,897	21,032	726.00%
Total Revenues	\$ 802,897	\$ 567,662	70.70%

	Revised Budget	Current Year To Date	Current Year % of Budget
Expenditures:			
Personnel Services	\$ 306,864	\$ 207,714	67.69%
Materials & Supplies	87,616	54,513	62.22%
Contractual Services	112,886	110,324	97.73%
Capital Outlay	207,000	60,293	29.13%
Other Costs	14,253	12,390	86.93%
Utility Expense	300	2,527	842.24%
Total Expenditures	\$ 728,919	\$ 447,761	61.43%
Net Revenue (Shortfall)	\$ 73,978	\$ 119,901	9.27%

Weed & Pest Fund Summary of Cash and Investments

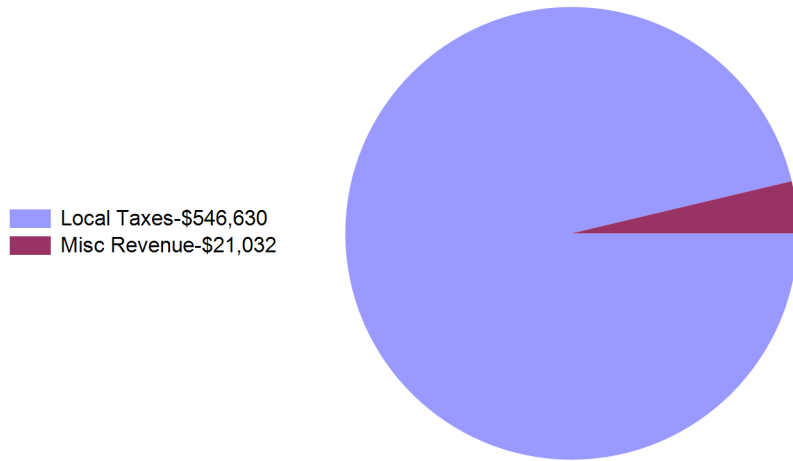
Cash	\$ 19,387
Investments	1,226,727
	<u>\$ 1,246,114</u>

City of Casper, Wyoming

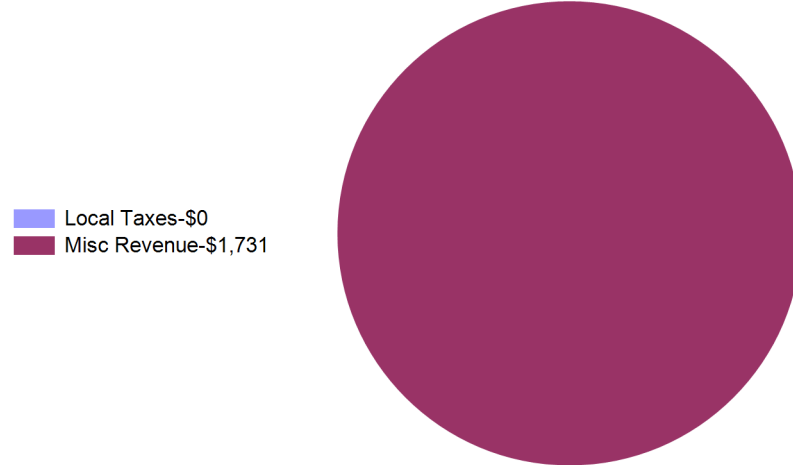
Weed & Pest Fund Summary of Revenues and Expenditures

For Fiscal Year 2023 as of April 30, 2023
83.33 % OF THE FISCAL YEAR HAS ELAPSED

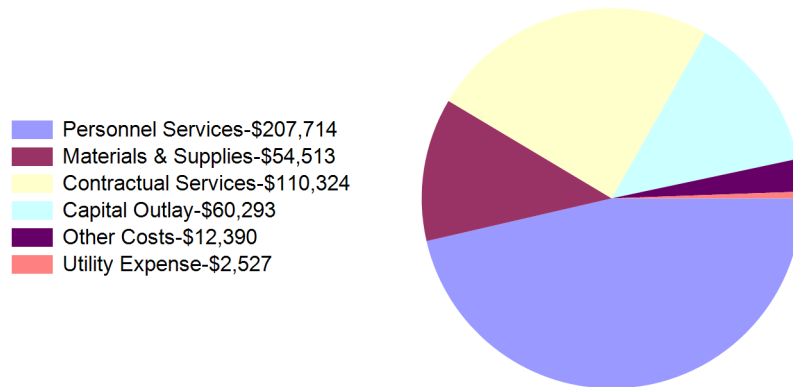
Year To Date Revenues
\$567,662



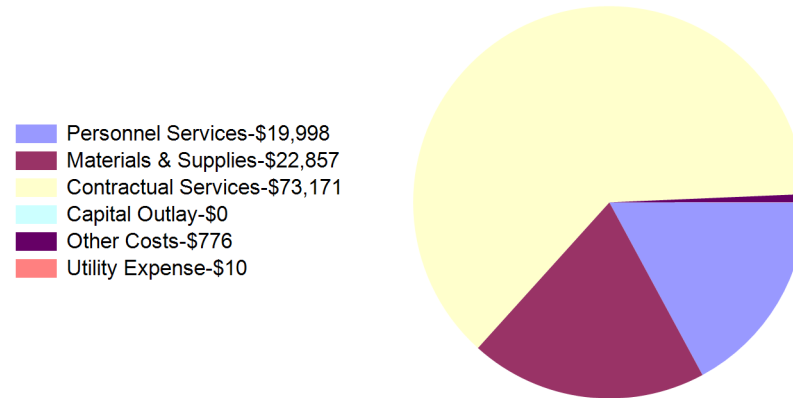
Month To Date Revenues
\$1,731



Year To Date Expenditures
\$447,761



Month To Date Expenditures
\$116,812



City of Casper, Wyoming

CDBG Fund Statement of Revenues and Expenditures

For Fiscal Year 2023 as of April 30, 2023
83.33 % OF THE FISCAL YEAR HAS ELAPSED

	Revised Budget	Current Year To Date	Current Year % of Budget
Revenues:			
Intergovernmental	\$ 1,250,000	\$ -	0.00%
Total Revenues	\$ 1,250,000	\$ -	0.00%
	Revised Budget	Current Year To Date	Current Year % of Budget
Expenditures:			
Contractual Services	\$ 1,250,000	\$ 5,700	0.46%
Total Expenditures	\$ 1,250,000	\$ 5,700	0.46%
Net Revenue (Shortfall)	\$ -	\$ (5,700)	-0.46%

CDBG Fund Summary of Cash and Investments

Cash	\$ (5,700)
Investments	-
	<u>\$ (5,700)</u>

City of Casper, Wyoming
CDBG Fund Summary of Revenues and Expenditures
For Fiscal Year 2023 as of April 30, 2023
83.33 % OF THE FISCAL YEAR HAS ELAPSED

Year To Date Revenues
\$0

Month To Date Revenues
\$0

Intergovernmental-\$0

Intergovernmental-\$0

Year To Date Expenditures
\$5,700

Month To Date Expenditures
\$0

Contractual Services-\$5,700

Contractual Services-\$0



City of Casper, Wyoming
Special Fire Assistance Fund Statement of Revenues and Expenditures
For Fiscal Year 2023 as of April 30, 2023
83.33 % OF THE FISCAL YEAR HAS ELAPSED

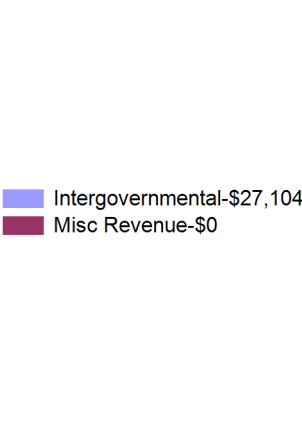
	Revised Budget	Current Year To Date	Current Year % of Budget
Revenues:			
Intergovernmental	\$ 460,087	\$ 27,104	5.89%
Misc Revenue	109,985	-	0.00%
Total Revenues	\$ 570,072	\$ 27,104	4.75%
	Revised Budget	Current Year To Date	Current Year % of Budget
Expenditures:			
Personnel Services	\$ 59,985	\$ 1,434	2.39%
Materials & Supplies	200,162	28,414	14.20%
Capital Outlay	309,926	-	0.00%
Other Costs	-	34	
Total Expenditures	\$ 570,073	\$ 29,883	5.24%
Net Revenue (Shortfall)	\$ (1)	\$ (2,779)	-0.49%

Special Fire Assistance Fund Summary of Cash and Investments

Cash	\$ 8,758
Investments	-
	<u>\$ 8,758</u>

City of Casper, Wyoming
Special Fire Assistance Fund Summary of Revenues and Expenditures
For Fiscal Year 2023 as of April 30, 2023
83.33 % OF THE FISCAL YEAR HAS ELAPSED

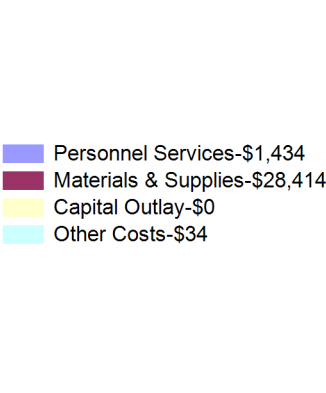
Year To Date Revenues
\$27,104




Month To Date Revenues
\$9,691



Year To Date Expenditures
\$29,883



Month To Date Expenditures
\$1,979



City of Casper, Wyoming
Revolving Land Fund Statement of Revenues and Expenditures
For Fiscal Year 2023 as of April 30, 2023
83.33 % OF THE FISCAL YEAR HAS ELAPSED

	Revised Budget	Current Year To Date	Current Year % of Budget
Revenues:			
Misc Revenue	\$ 5,849	\$ 14,834	253.61%
Other Sources	1,725,000	631,793	36.63%
Total Revenues	\$ 1,730,849	\$ 646,626	37.36%
	Revised Budget	Current Year To Date	Current Year % of Budget
Expenditures:			
Contractual Services	\$ 45,295	\$ 12,314	27.19%
Capital Outlay	645,000	631,793	97.95%
Total Expenditures	\$ 690,295	\$ 644,106	93.31%
Net Revenue (Shortfall)	\$ 1,040,554	\$ 2,520	-55.95%

Revolving Land Fund Summary of Cash and Investments

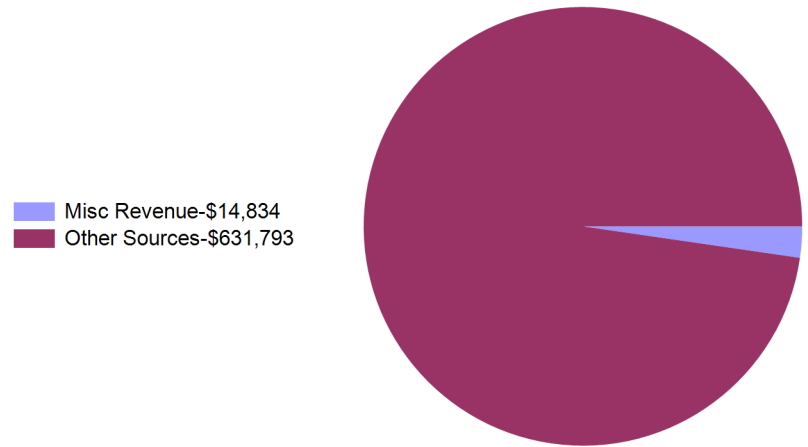
Cash	\$ 586
Investments	825,058
	<u>\$ 825,644</u>

City of Casper, Wyoming

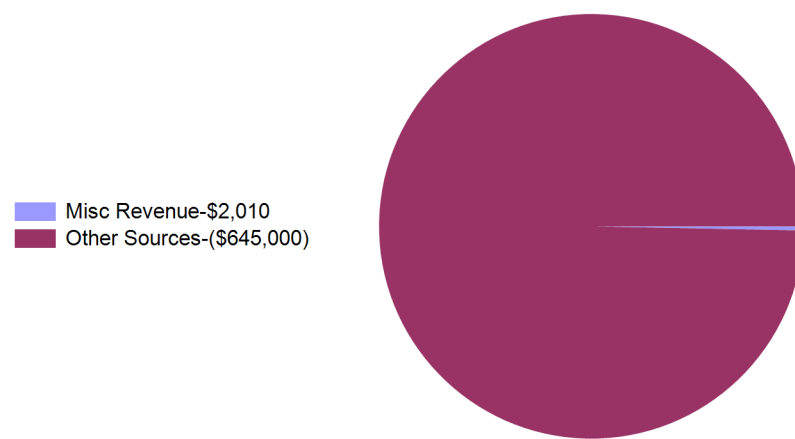
Revolving Land Fund Summary of Revenues and Expenditures

For Fiscal Year 2023 as of April 30, 2023
83.33 % OF THE FISCAL YEAR HAS ELAPSED

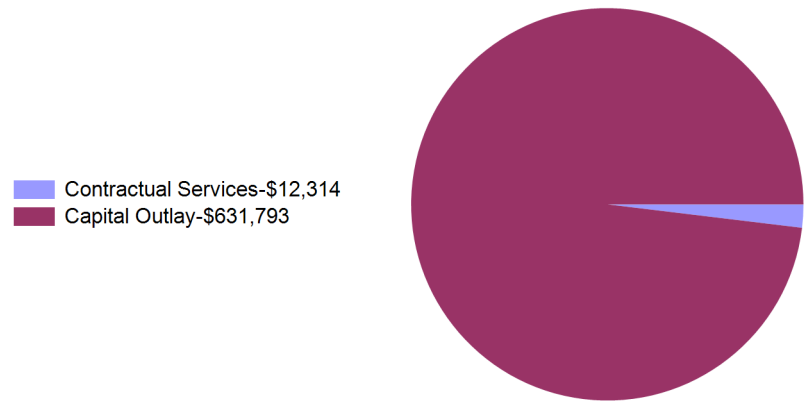
Year To Date Revenues
\$646,626



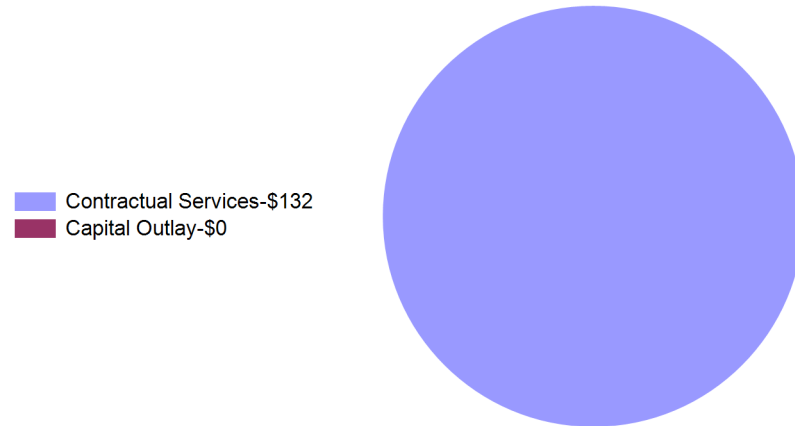
Month To Date Revenues
(\$642,990)



Year To Date Expenditures
\$644,106



Month To Date Expenditures
\$132



City of Casper, Wyoming
Police Grants Fund Statement of Revenues and Expenditures
For Fiscal Year 2023 as of April 30, 2023
83.33 % OF THE FISCAL YEAR HAS ELAPSED

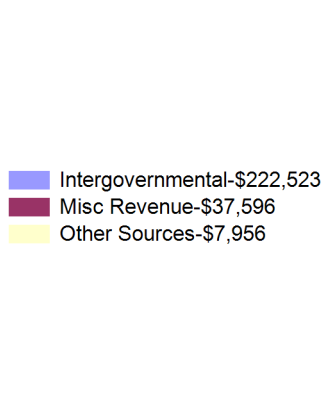
	Revised Budget	Current Year To Date	Current Year % of Budget
Revenues:			
Intergovernmental	\$ 237,416	\$ 222,523	93.73%
Misc Revenue	-	37,596	
Other Sources	16,437	7,956	48.40%
Total Revenues	\$ 253,853	\$ 268,075	105.60%
	Revised Budget	Current Year To Date	Current Year % of Budget
Expenditures:			
Personnel Services	\$ 178,553	\$ 148,188	82.99%
Materials & Supplies	6,700	47,334	706.48%
Contractual Services	37,000	42,360	114.49%
Capital Outlay	30,000	-	0.00%
Other Costs	1,600	1,495	93.44%
Total Expenditures	\$ 253,853	\$ 239,378	94.30%
Net Revenue (Shortfall)	\$ -	\$ 28,698	11.30%

Police Grants Fund Summary of Cash and Investments

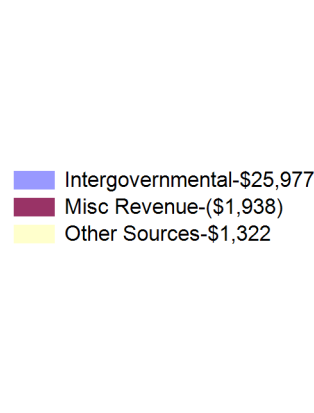
Cash	\$ 4,105
Investments	-
	<u>\$ 4,105</u>

City of Casper, Wyoming
Police Grants Fund Summary of Revenues and Expenditures
For Fiscal Year 2023 as of April 30, 2023
83.33 % OF THE FISCAL YEAR HAS ELAPSED

Year To Date Revenues
\$268,075



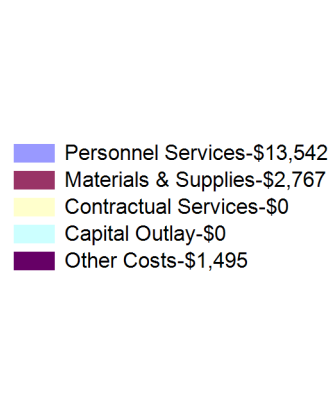
Month To Date Revenues
\$25,361



Year To Date Expenditures
\$239,378



Month To Date Expenditures
\$17,804



City of Casper, Wyoming
Public Transit Fund Statement of Revenues and Expenditures
For Fiscal Year 2023 as of April 30, 2023
83.33 % OF THE FISCAL YEAR HAS ELAPSED

	Revised Budget	Current Year To Date	Current Year % of Budget
Revenues:			
Intergovernmental	\$ 3,586,542	\$ 1,830,711	51.04%
Goods and Svcs Rev	90,000	80,217	89.13%
Misc Revenue	150,852	91,335	60.55%
Other Sources	591,145	1,417,425	239.78%
Total Revenues	\$ 4,418,539	\$ 3,419,688	77.39%

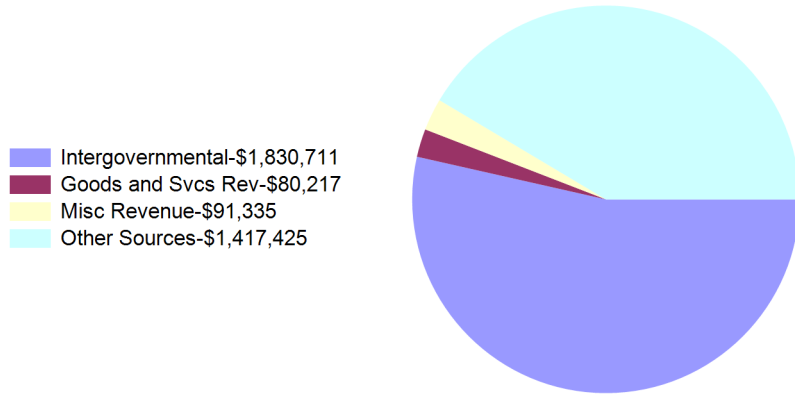
	Revised Budget	Current Year To Date	Current Year % of Budget
Expenditures:			
Personnel Services	\$ 1,850,019	\$ 1,415,828	76.53%
Materials & Supplies	234,700	173,127	73.77%
Contractual Services	314,780	201,951	64.16%
Capital Outlay	1,849,183	447,248	24.19%
Other Costs	152,303	87,270	57.30%
Utility Expense	17,600	8,070	45.85%
Total Expenditures	\$ 4,418,585	\$ 2,333,493	52.81%
Net Revenue (Shortfall)	\$ (46)	\$ 1,086,195	24.58%

Public Transit Fund Summary of Cash and Investments

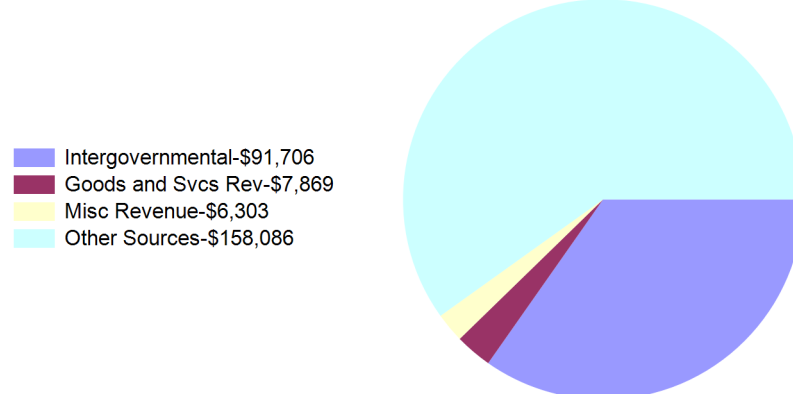
Cash	\$ (550,830)
Investments	-
	<u>\$ (550,830)</u>

City of Casper, Wyoming
Public Transit Fund Summary of Revenues and Expenditures
For Fiscal Year 2023 as of April 30, 2023
83.33 % OF THE FISCAL YEAR HAS ELAPSED

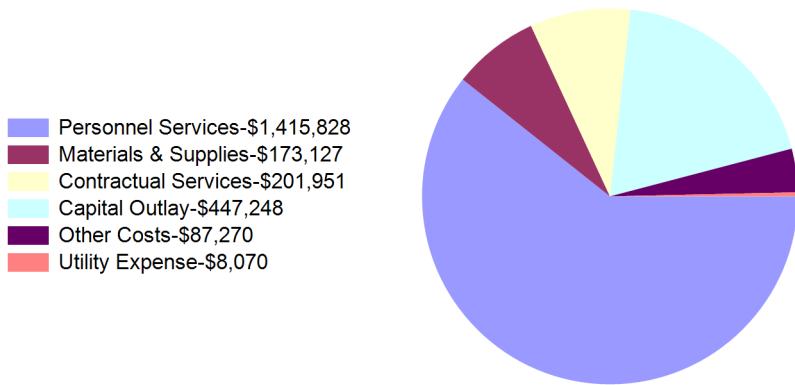
Year To Date Revenues
\$3,419,688



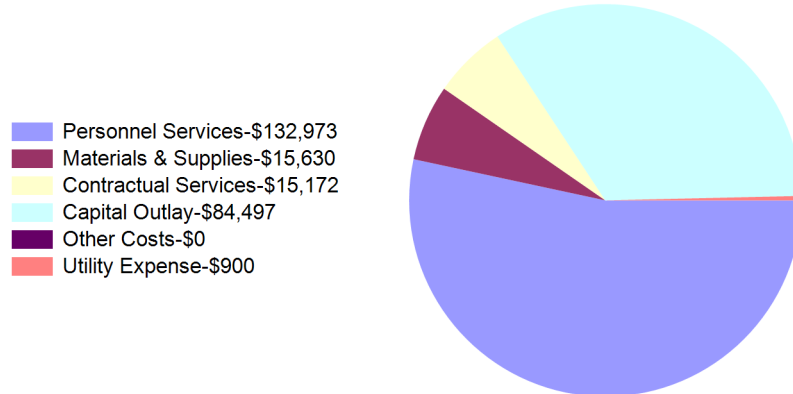
Month To Date Revenues
\$263,964



Year To Date Expenditures
\$2,333,493



Month To Date Expenditures
\$249,171



City of Casper, Wyoming
Metropolitan Planning Fund Statement of Revenues and Expenditures
For Fiscal Year 2023 as of April 30, 2023
83.33 % OF THE FISCAL YEAR HAS ELAPSED

	Revised Budget	Current Year To Date	Current Year % of Budget
Revenues:			
Intergovernmental	\$ 1,347,087	\$ 576,957	42.83%
Misc Revenue	24,642	27,268	110.66%
Other Sources	72,268	59,459	82.28%
Total Revenues	\$ 1,443,997	\$ 663,685	45.96%

	Revised Budget	Current Year To Date	Current Year % of Budget
Expenditures:			
Personnel Services	\$ 374,601	\$ 258,262	68.94%
Materials & Supplies	8,000	4,789	59.87%
Contractual Services	2,000	696	34.82%
Capital Outlay	1,045,490	385,329	36.86%
Other Costs	13,910	7,570	54.42%
Total Expenditures	\$ 1,444,001	\$ 656,646	45.47%
Net Revenue (Shortfall)	\$ (4)	\$ 7,039	0.49%

Metropolitan Planning Fund Summary of Cash and Investments

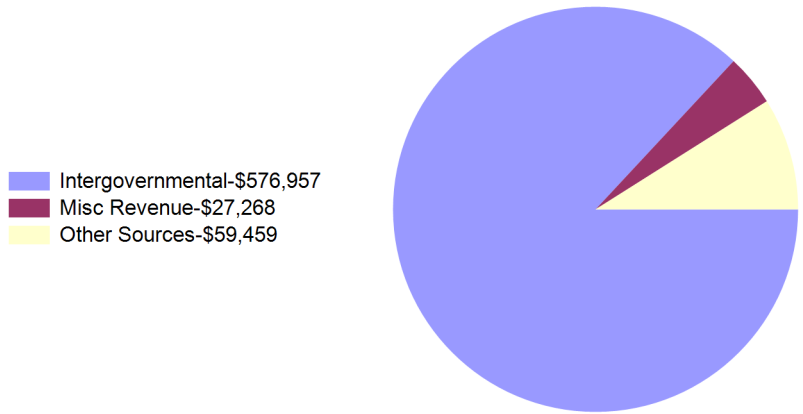
Cash	\$ 141,319
Investments	-
	<u>\$ 141,319</u>

City of Casper, Wyoming

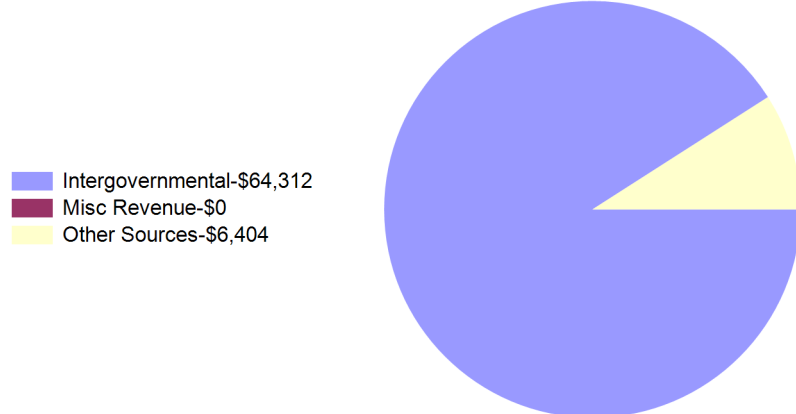
Metropolitan Planning Fund Summary of Revenues and Expenditures

For Fiscal Year 2023 as of April 30, 2023
83.33 % OF THE FISCAL YEAR HAS ELAPSED

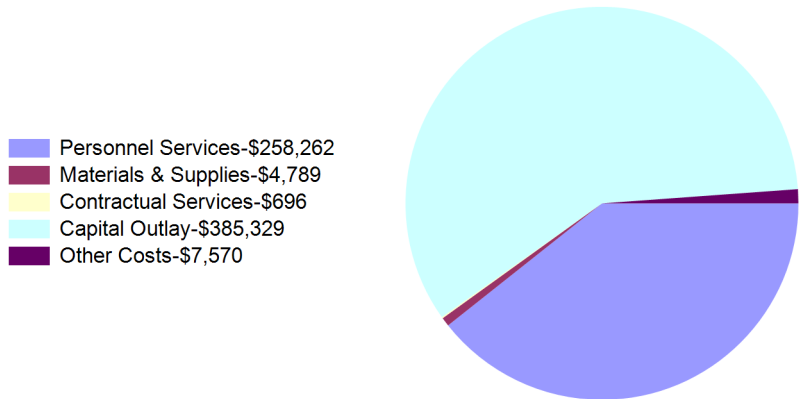
Year To Date Revenues
\$663,685



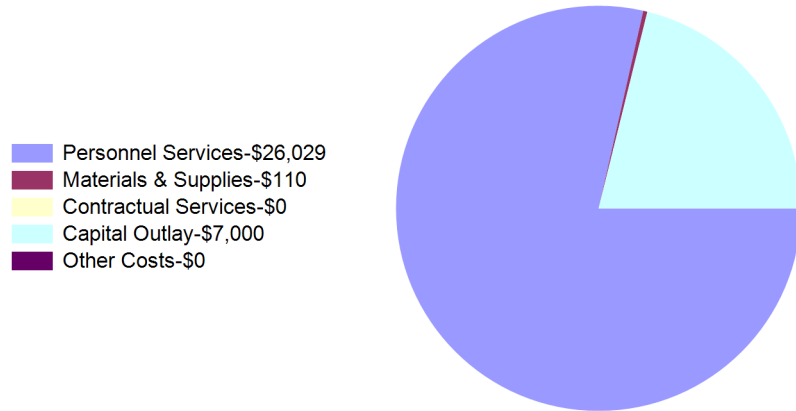
Month To Date Revenues
\$70,717



Year To Date Expenditures
\$656,646



Month To Date Expenditures
\$33,139



City of Casper, Wyoming
Redevelopment Loan Fund Statement of Revenues and Expenditures
For Fiscal Year 2023 as of April 30, 2023
83.33 % OF THE FISCAL YEAR HAS ELAPSED

	Revised Budget	Current Year To Date	Current Year % of Budget
Revenues:			
Other Sources	\$ 63,157	\$ 63,157	100.00%
Total Revenues	\$ 63,157	\$ 63,157	100.00%
	Revised Budget	Current Year To Date	Current Year % of Budget
Expenditures:			
Debt Service	\$ 63,157	\$ 63,157	100.00%
Total Expenditures	\$ 63,157	\$ 63,157	100.00%
Net Revenue (Shortfall)	\$ -	\$ -	0.00%

Redevelopment Loan Fund Summary of Cash and Investments

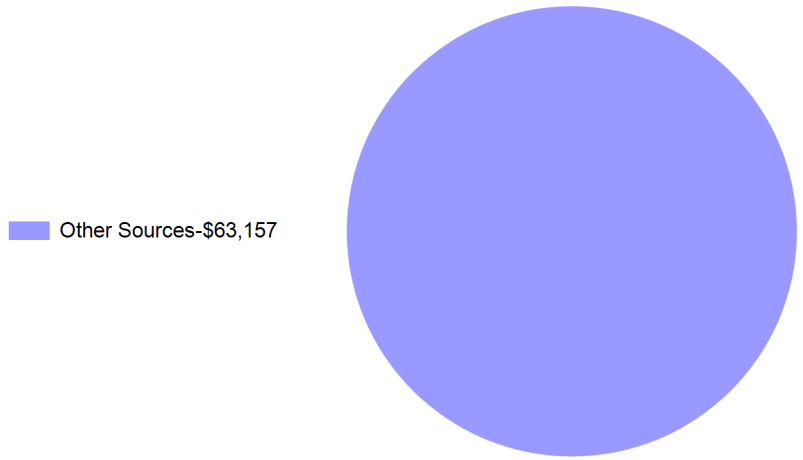
Cash	\$ 100,937
Investments	-
	<u>\$ 100,937</u>

City of Casper, Wyoming Redevelopment Loan Fund Summary of Revenues and Expenditures

For Fiscal Year 2023 as of April 30, 2023
83.33 % OF THE FISCAL YEAR HAS ELAPSED

Year To Date Revenues
\$63,157

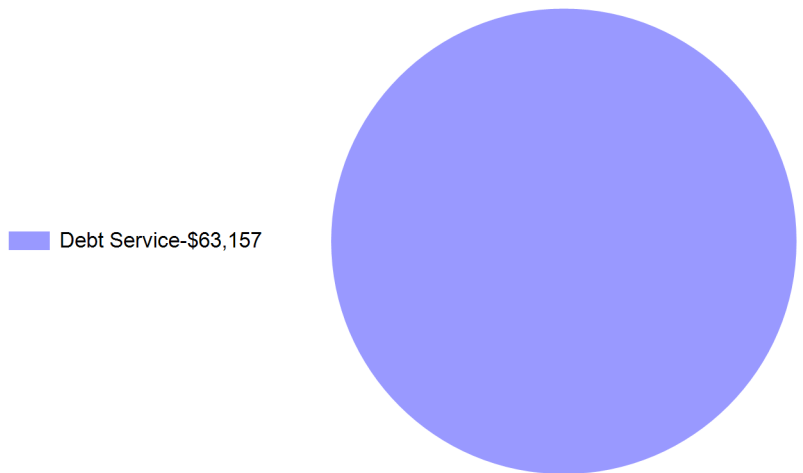
Month To Date Revenues
\$0



Other Sources-\$0

Year To Date Expenditures
\$63,157

Month To Date Expenditures
\$0



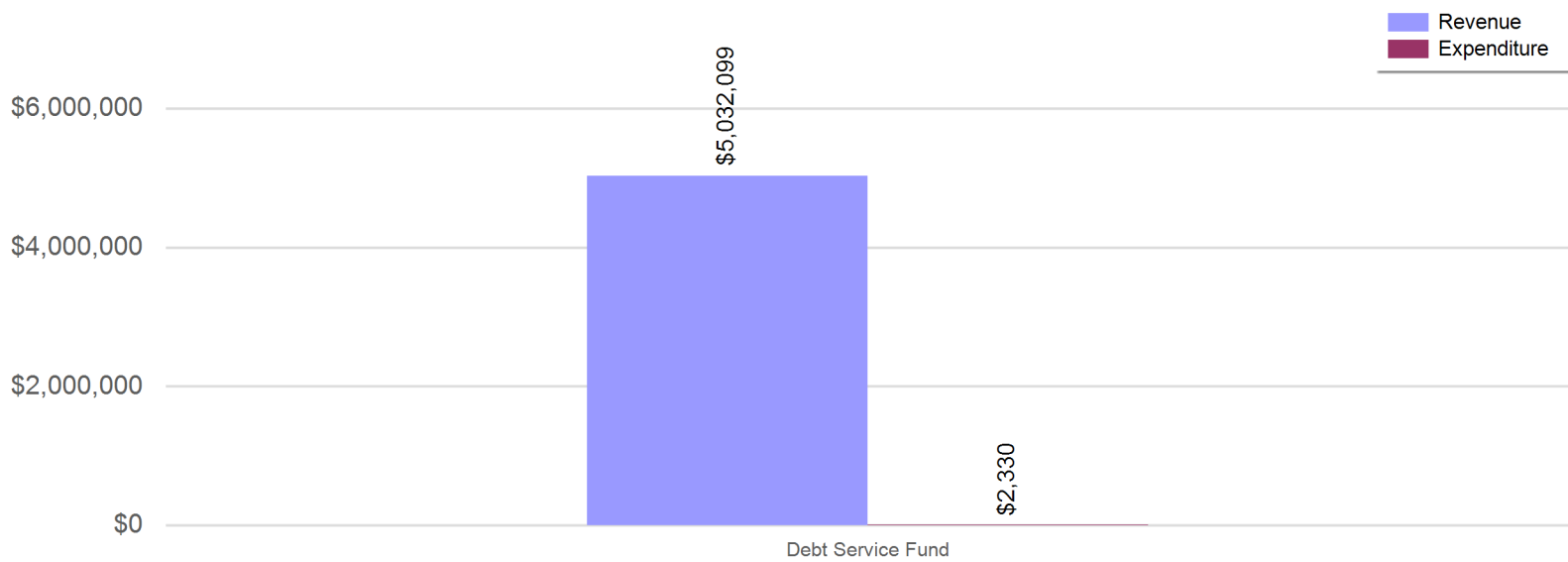
Debt Service-\$0

City of Casper, Wyoming
Debt Service Funds Balance Sheet
For Fiscal Year 2023 as of April 30, 2023
83.33 % OF THE FISCAL YEAR HAS ELAPSED

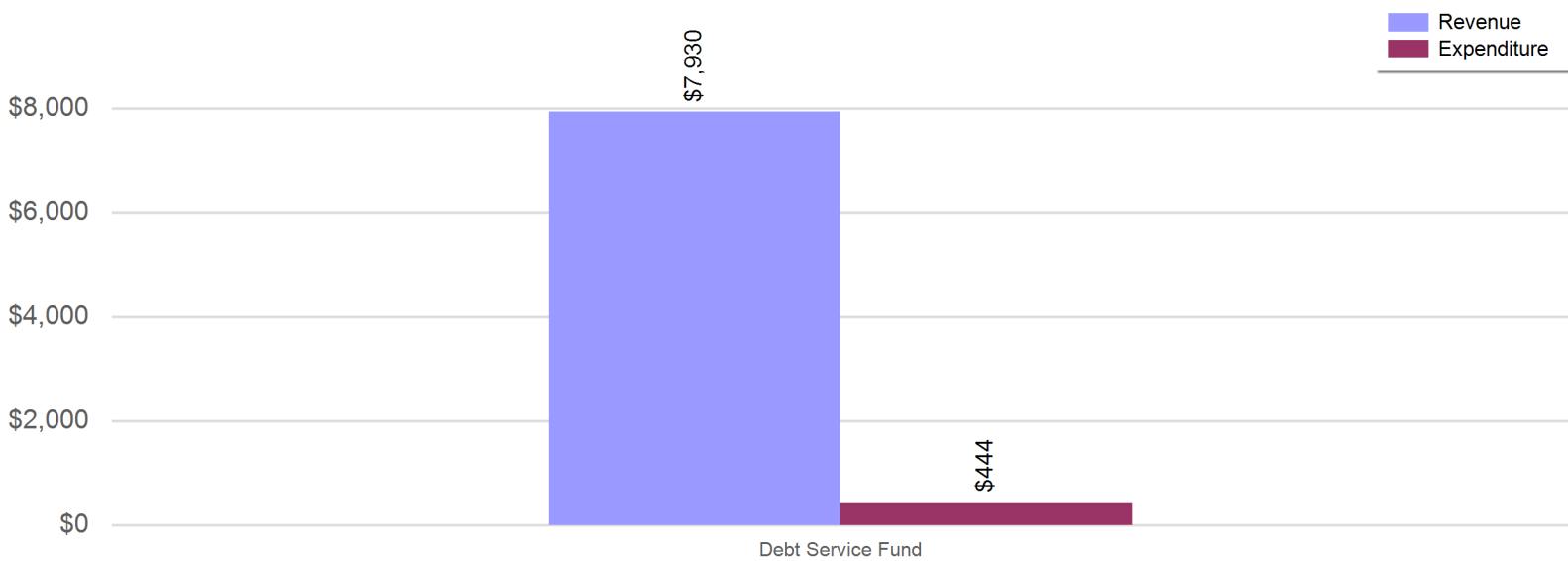
	<u>Debt Service Fund</u>
ASSETS	
Current Assets	
Cash	\$ 73,162
Investments	5,755,962
Market Adjustments	-
Interest Receivable	9,550
Loans Receivable	95,217
Accounts Receivable	(23,665)
Total Current Assets	<u>5,910,227</u>
Total Assets	<u>\$ 5,910,227</u>
LIABILITIES	
Current Liabilities	
Accounts Payable	\$ 444
Deferred Revenue	116,164
Total Current Liabilities	<u>116,608</u>
Total Liabilities	<u>\$ 116,608</u>
NET POSITION	
Unrestricted	\$ 5,793,619
Total Net Position	<u>\$ 5,793,619</u>

City of Casper, Wyoming
Debt Service Funds Revenue and Expenditure Comparison
For Fiscal Year 2023 as of April 30, 2023
83.33 % OF THE FISCAL YEAR HAS ELAPSED

Debt Service Funds YTD Revenue and Expenditure Comparison



Debt Service Funds MTD Revenue and Expenditure Comparison



City of Casper, Wyoming
Local Assessment District Fund Statement of Revenues and Expenditures

For Fiscal Year 2023 as of April 30, 2023
83.33 % OF THE FISCAL YEAR HAS ELAPSED

	<u>Revised Budget</u>	<u>Current Year To Date</u>	<u>Current Year % of Budget</u>
Revenues:			
Misc Revenue	\$ 108,788	\$ 75,627	69.52%
Other Sources	4,956,472	4,956,472	100.00%
Total Revenues	\$ 5,065,260	\$ 5,032,099	99.35%
	<u>Revised Budget</u>	<u>Current Year To Date</u>	<u>Current Year % of Budget</u>
Expenditures:			
Contractual Services	\$ 6,538	\$ 2,330	35.63%
Debt Service	364,706	-	0.00%
Transfers Out	118,374	-	0.00%
Total Expenditures	\$ 489,618	\$ 2,330	0.48%
Net Revenue (Shortfall)	\$ 4,575,642	\$ 5,029,769	98.87%

Local Assessment District Fund Summary of Cash and Investments

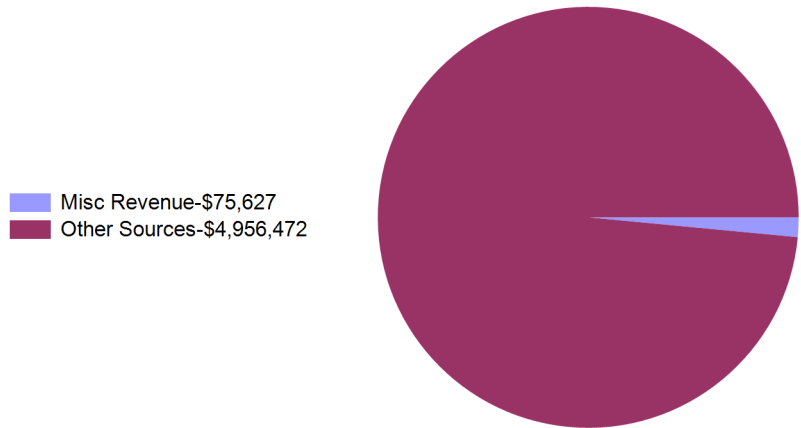
Cash	\$ 73,162
Investments	5,755,962
	<u>\$ 5,829,125</u>

City of Casper, Wyoming

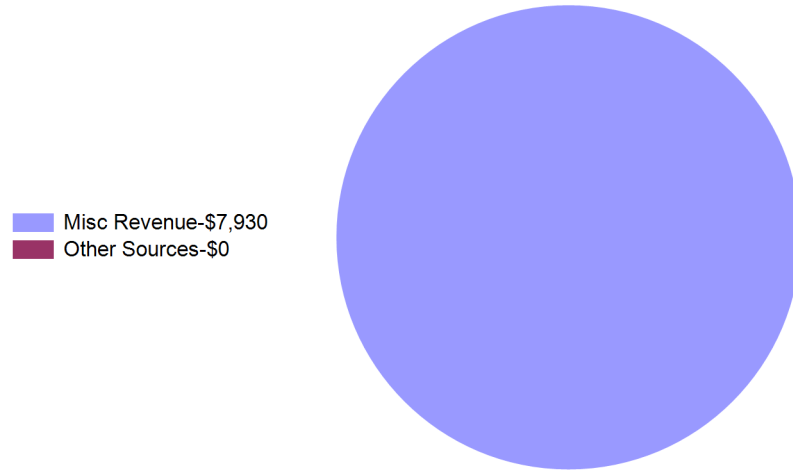
Local Assessment District Fund Summary of Revenues and Expenditures

For Fiscal Year 2023 as of April 30, 2023
83.33 % OF THE FISCAL YEAR HAS ELAPSED

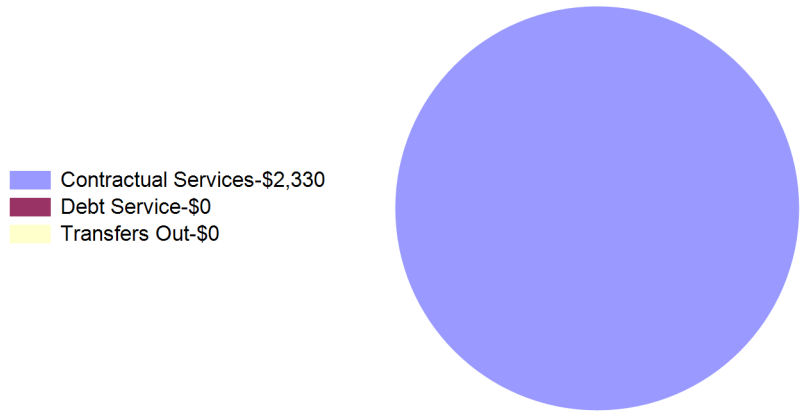
Year To Date Revenues
\$5,032,099



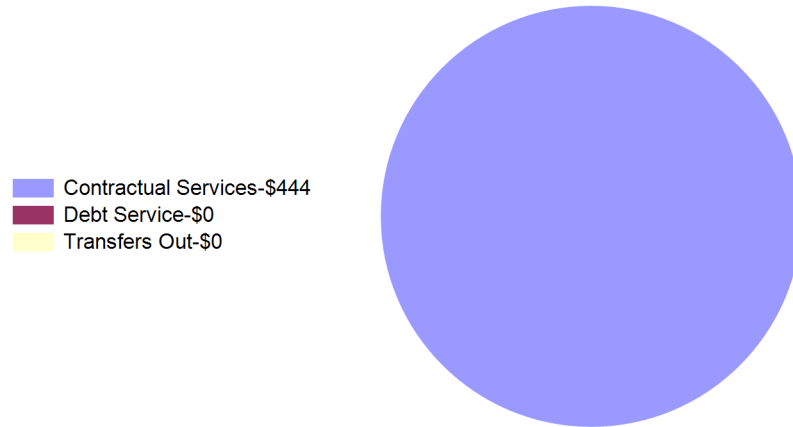
Month To Date Revenues
\$7,930



Year To Date Expenditures
\$2,330



Month To Date Expenditures
\$444



City of Casper, Wyoming

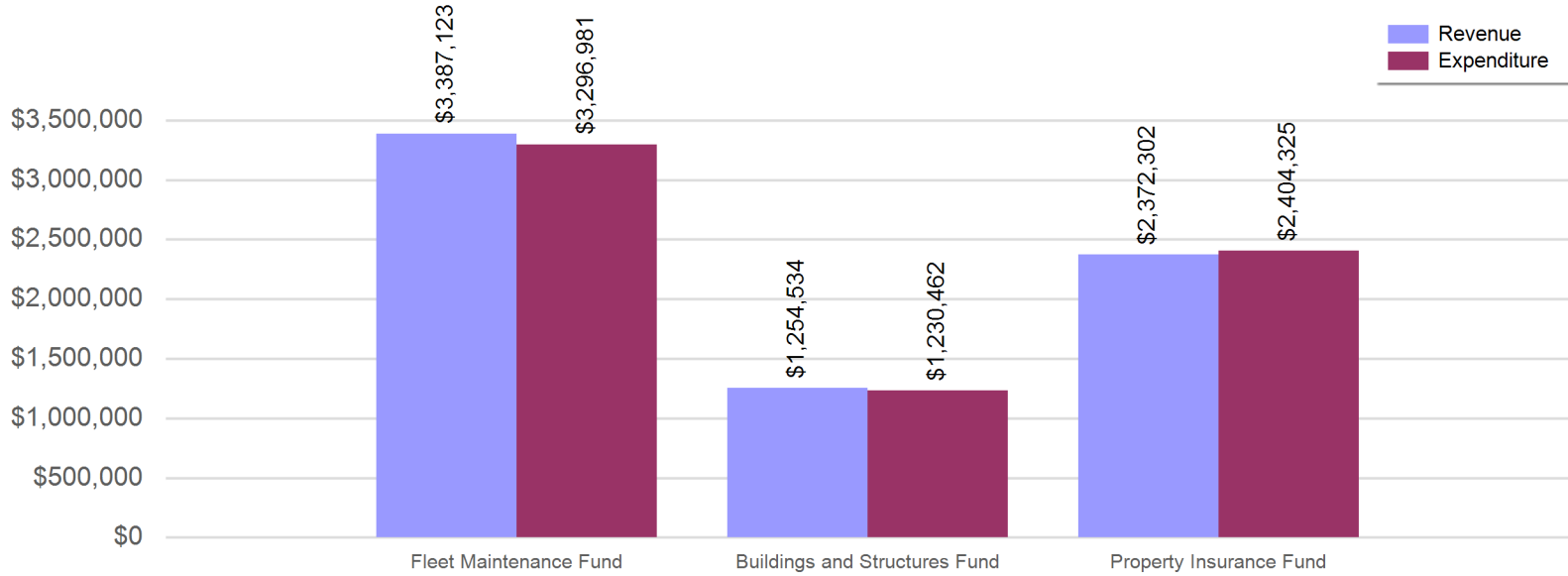
Internal Service Funds Consolidated Balance Sheet

For Fiscal Year 2023 as of April 30, 2023
83.33 % OF THE FISCAL YEAR HAS ELAPSED

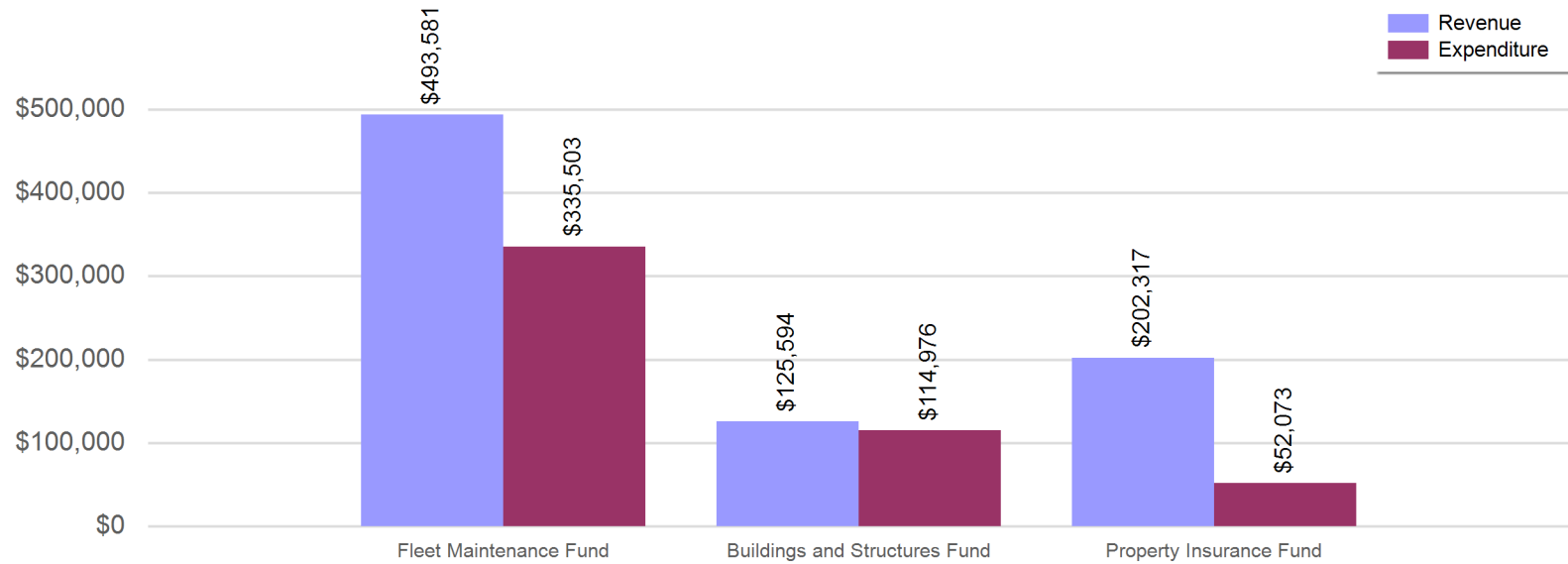
	Fleet Maintenance Fund	Buildings and Structures Fund	Property Insurance Fund
ASSETS			
Current Assets			
Cash	\$ 439,120	\$ 562,380	\$ 292,344
Inventory	60,834		
Accounts Receivable	68,656	15,682	27,007
Prepaid Expenses			-
Total Current Assets	568,610	578,063	319,351
Capital Assets			
Equipment	589,674	199,618	
Accumulated Depreciation	(586,975)	(191,367)	
Total Capital Assets	2,699	8,251	
Total Assets	\$ 571,309	\$ 586,314	\$ 319,351
DEFERRED OUTFLOWS OF RESOURCES			
Total Deferred Outflows Of Resources	\$ 115,632	\$ 79,347	\$ 43,063
LIABILITIES			
Current Liabilities			
Accounts Payable	\$ 211,600	\$ 44,123	\$ 26,144
Accrued Wages and Benefits Payable	26,703	18,748	9,993
Total Current Liabilities	238,303	62,871	36,137
Non-Current Liabilities			
Accrued Comp ABS	39,163	30,809	9,492
Net Pension Liability	443,722	304,485	165,248
Net OPEB Liability	-	-	-
Total Non-Current Liabilities	482,885	335,295	174,740
Total Liabilities	\$ 721,188	\$ 398,166	\$ 210,877
DEFERRED INFLOWS OF RESOURCES			
Total Deferred Inflows Of Resources	\$ 339,770	\$ 233,153	\$ 126,535
NET POSITION			
Net Investment in Capital Assets	\$ 2,699	\$ 8,251	\$
Unrestricted	(376,717)	26,091	25,001
Total Net Position	\$ (374,018)	\$ 34,343	\$ 25,001

City of Casper, Wyoming
Internal Service Funds Revenue and Expenditure Comparison
For Fiscal Year 2023 as of April 30, 2023
83.33 % OF THE FISCAL YEAR HAS ELAPSED

Internal Service Funds YTD Revenue and Expenditure Comparison



Internal Service Funds MTD Revenue and Expenditure Comparison



City of Casper, Wyoming
Fleet Maintenance Fund Statement of Revenues and Expenditures
For Fiscal Year 2023 as of April 30, 2023
83.33 % OF THE FISCAL YEAR HAS ELAPSED

	Revised Budget	Current Year To Date	Current Year % of Budget
Revenues:			
Goods and Svcs Rev	\$ 2,460,888	\$ 2,350,547	95.52%
Misc Revenue	972,000	1,036,576	106.64%
Total Revenues	\$ 3,432,888	\$ 3,387,123	98.67%

	Revised Budget	Current Year To Date	Current Year % of Budget
Expenditures:			
Personnel Services	\$ 984,301	\$ 769,030	78.13%
Materials & Supplies	1,825,001	1,953,538	107.04%
Contractual Services	570,811	526,752	92.28%
Other Costs	31,475	26,195	83.23%
Utility Expense	21,300	21,466	100.78%
Total Expenditures	\$ 3,432,888	\$ 3,296,981	96.04%
Net Revenue (Shortfall)	\$ -	\$ 90,142	2.63%

Fleet Maintenance Fund Summary of Cash and Investments

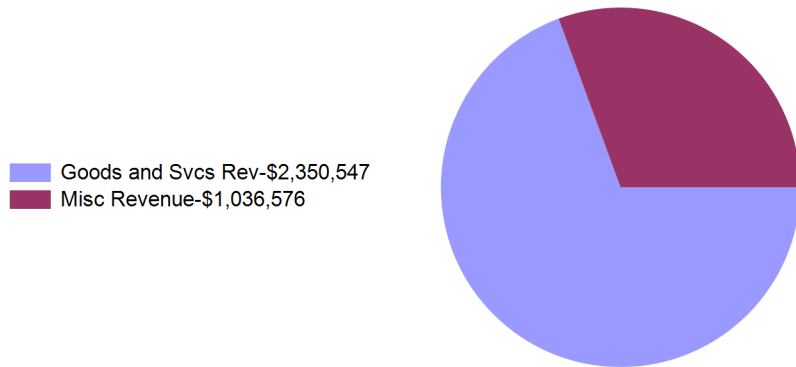
Cash	\$ 439,120
Investments	-
	<u>\$ 439,120</u>

City of Casper, Wyoming

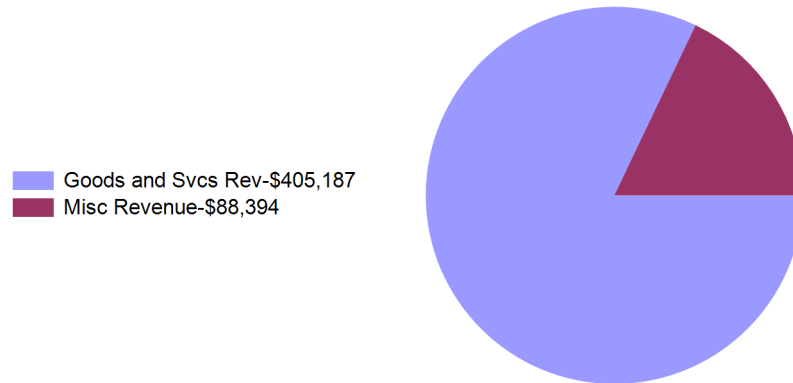
Fleet Maintenance Fund Summary of Revenues and Expenditures

For Fiscal Year 2023 as of April 30, 2023
83.33 % OF THE FISCAL YEAR HAS ELAPSED

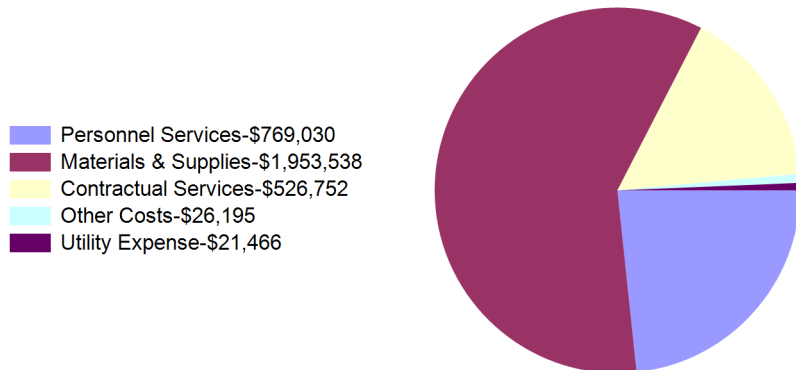
Year To Date Revenues
\$3,387,123



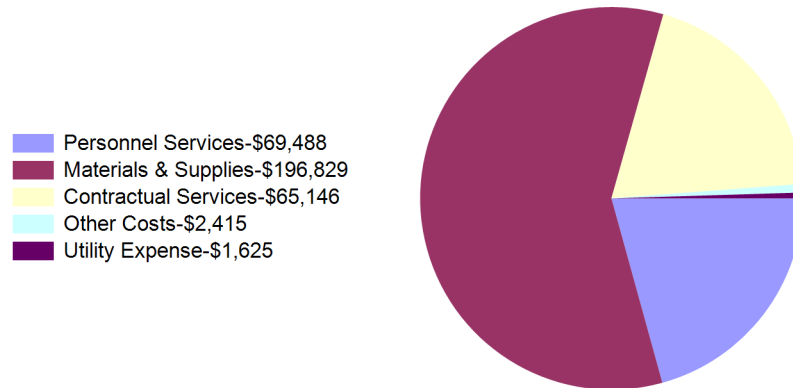
Month To Date Revenues
\$493,581



Year To Date Expenditures
\$3,296,981



Month To Date Expenditures
\$335,503



City of Casper, Wyoming
Buildings & Structures Fund Statement of Revenues and Expenditures
For Fiscal Year 2023 as of April 30, 2023
83.33 % OF THE FISCAL YEAR HAS ELAPSED

	<u>Revised Budget</u>	<u>Current Year To Date</u>	<u>Current Year % of Budget</u>
Revenues:			
Goods and Svcs Rev	\$ 1,548,878	\$ 1,244,417	80.34%
Misc Revenue	7,200	6,000	83.33%
Other Sources	4,940	4,117	83.33%
Total Revenues	\$ 1,561,018	\$ 1,254,534	80.37%
	<u>Revised Budget</u>	<u>Current Year To Date</u>	<u>Current Year % of Budget</u>
Expenditures:			
Personnel Services	\$ 1,038,529	\$ 792,187	76.28%
Materials & Supplies	315,182	267,516	84.88%
Contractual Services	165,371	135,943	82.20%
Capital Outlay	2,611	2,611	100.00%
Transfers Out	3,750	1,774	47.31%
Other Costs	38,694	28,259	73.03%
Utility Expense	4,196	2,172	51.77%
Total Expenditures	\$ 1,568,333	\$ 1,230,462	78.46%
Net Revenue (Shortfall)	\$ (7,315)	\$ 24,072	1.91%

Buildings & Structures Fund Summary of Cash and Investments

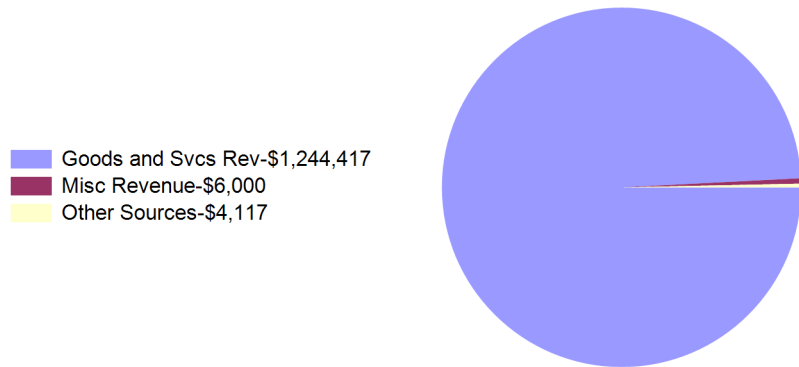
Cash	\$ 562,380
Investments	-
	<u>\$ 562,380</u>

City of Casper, Wyoming

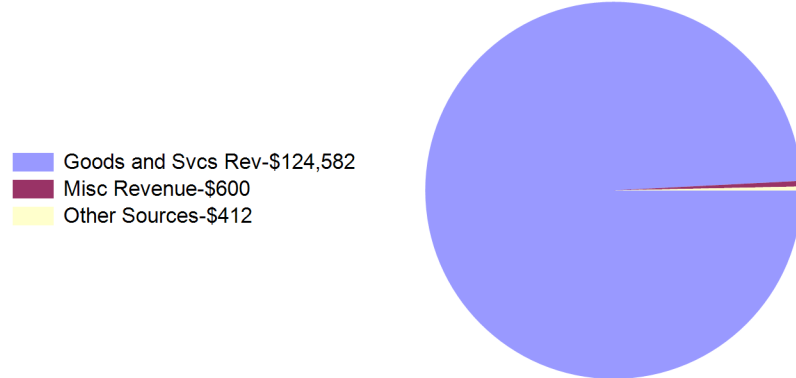
Buildings & Structures Fund Summary of Revenues and Expenditures

For Fiscal Year 2023 as of April 30, 2023
83.33 % OF THE FISCAL YEAR HAS ELAPSED

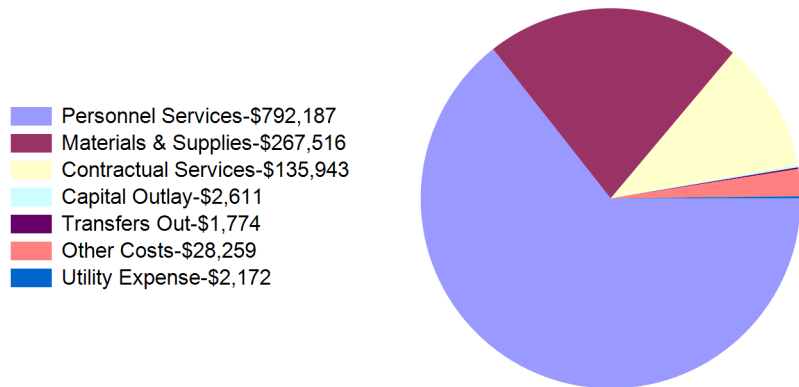
Year To Date Revenues
\$1,254,534



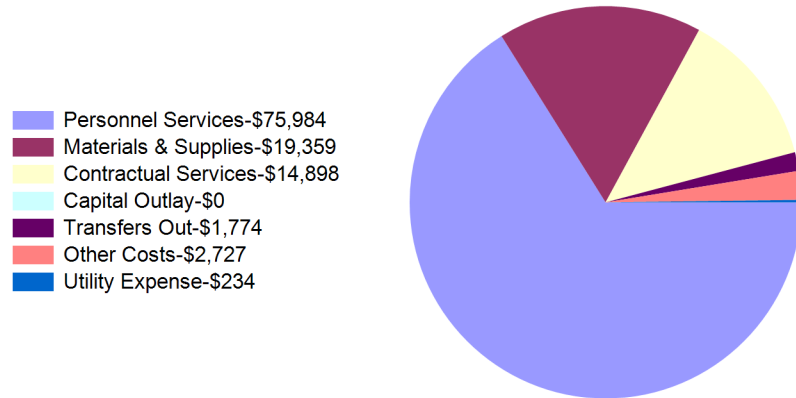
Month To Date Revenues
\$125,594



Year To Date Expenditures
\$1,230,462



Month To Date Expenditures
\$114,976



City of Casper, Wyoming
Property Insurance Fund Statement of Revenues and Expenditures

For Fiscal Year 2023 as of April 30, 2023
83.33 % OF THE FISCAL YEAR HAS ELAPSED

	Revised Budget	Current Year To Date	Current Year % of Budget
	<u> </u>	<u> </u>	<u> </u>
Revenues:			
Intergovernmental	\$ 10,000	\$ -	0.00%
Goods and Svcs Rev	2,439,187	2,041,058	83.68%
Misc Revenue	168,500	331,244	196.58%
Total Revenues	\$ 2,617,687	\$ 2,372,302	90.63%
	<u> </u>	<u> </u>	<u> </u>
	Revised Budget	Current Year To Date	Current Year % of Budget
	<u> </u>	<u> </u>	<u> </u>
Expenditures:			
Personnel Services	\$ 353,651	\$ 296,645	83.88%
Materials & Supplies	417,775	419,133	100.33%
Contractual Services	107,966	83,640	77.47%
Capital Outlay	248,662	93,685	37.68%
Transfers Out	5,000	-	0.00%
Other Costs	1,237,460	1,509,942	122.02%
Utility Expense	2,150	1,279	59.50%
Total Expenditures	\$ 2,372,664	\$ 2,404,325	101.33%
	<u> </u>	<u> </u>	<u> </u>
Net Revenue (Shortfall)	\$ 245,023	\$ (32,023)	-10.71%

Property Insurance Fund Summary of Cash and Investments

Cash	\$ 292,344
	<u>\$ 292,344</u>

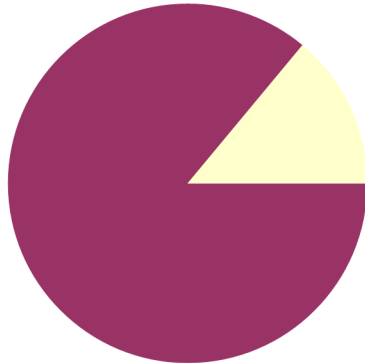
City of Casper, Wyoming

Property Insurance Fund Summary of Revenues and Expenditures

For Fiscal Year 2023 as of April 30, 2023
83.33 % OF THE FISCAL YEAR HAS ELAPSED

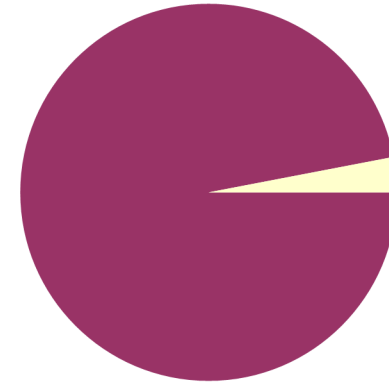
Year To Date Revenues
\$2,372,302

Intergovernmental-\$0
Goods and Svcs Rev-\$2,041,058
Misc Revenue-\$331,244



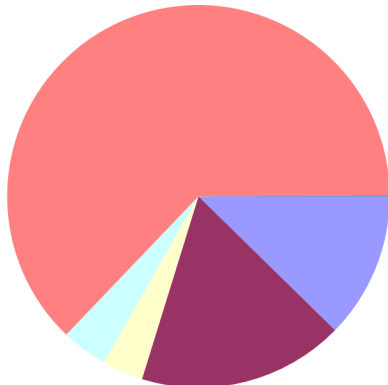
Month To Date Revenues
\$202,317

Intergovernmental-\$0
Goods and Svcs Rev-\$196,226
Misc Revenue-\$6,091



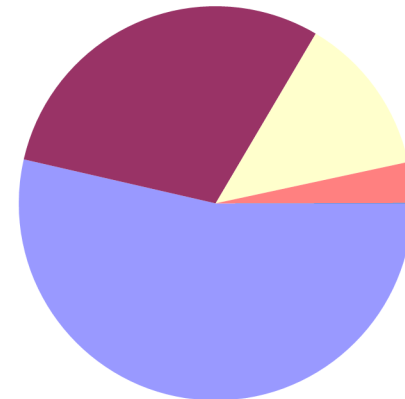
Year To Date Expenditures
\$2,404,325

Personnel Services-\$296,645
Materials & Supplies-\$419,133
Contractual Services-\$83,640
Capital Outlay-\$93,685
Transfers Out-\$0
Other Costs-\$1,509,942
Utility Expense-\$1,279



Month To Date Expenditures
\$52,073

Personnel Services-\$27,904
Materials & Supplies-\$15,574
Contractual Services-\$6,842
Capital Outlay-\$0
Transfers Out-\$0
Other Costs-\$1,736
Utility Expense-\$17



City of Casper, Wyoming

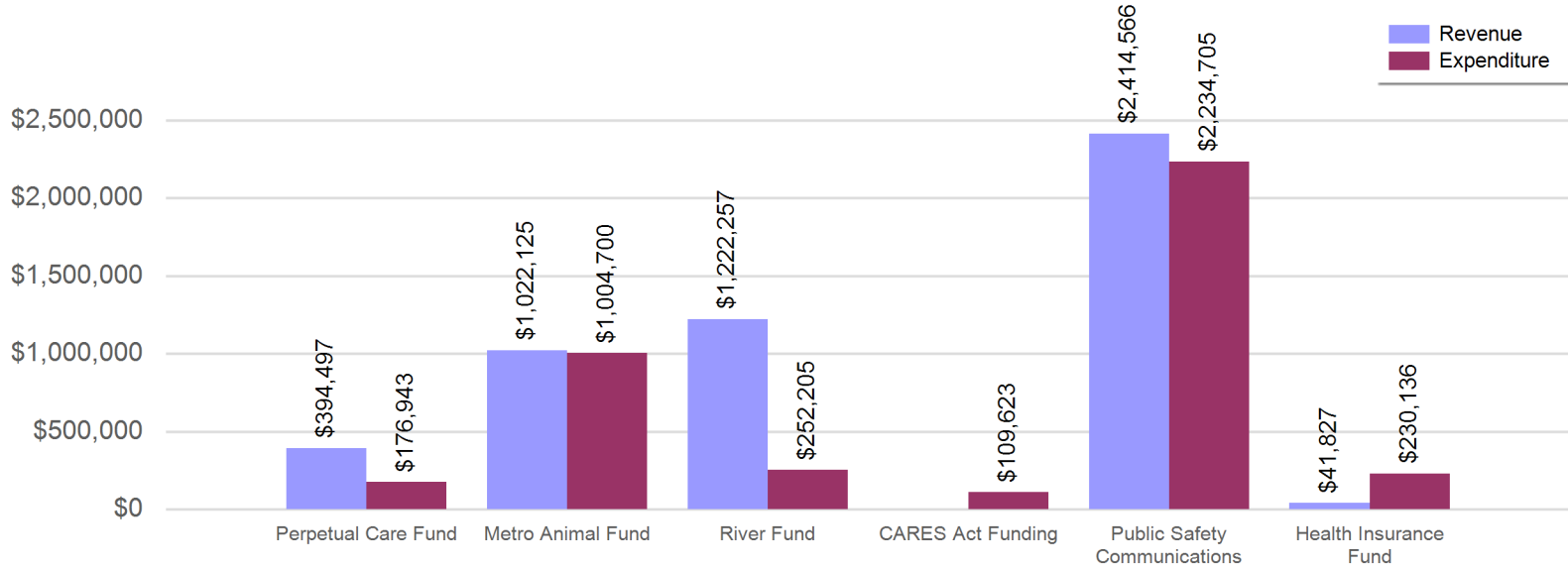
Trust & Agency Funds Consolidated Balance Sheet

For Fiscal Year 2023 as of April 30, 2023
83.33 % OF THE FISCAL YEAR HAS ELAPSED

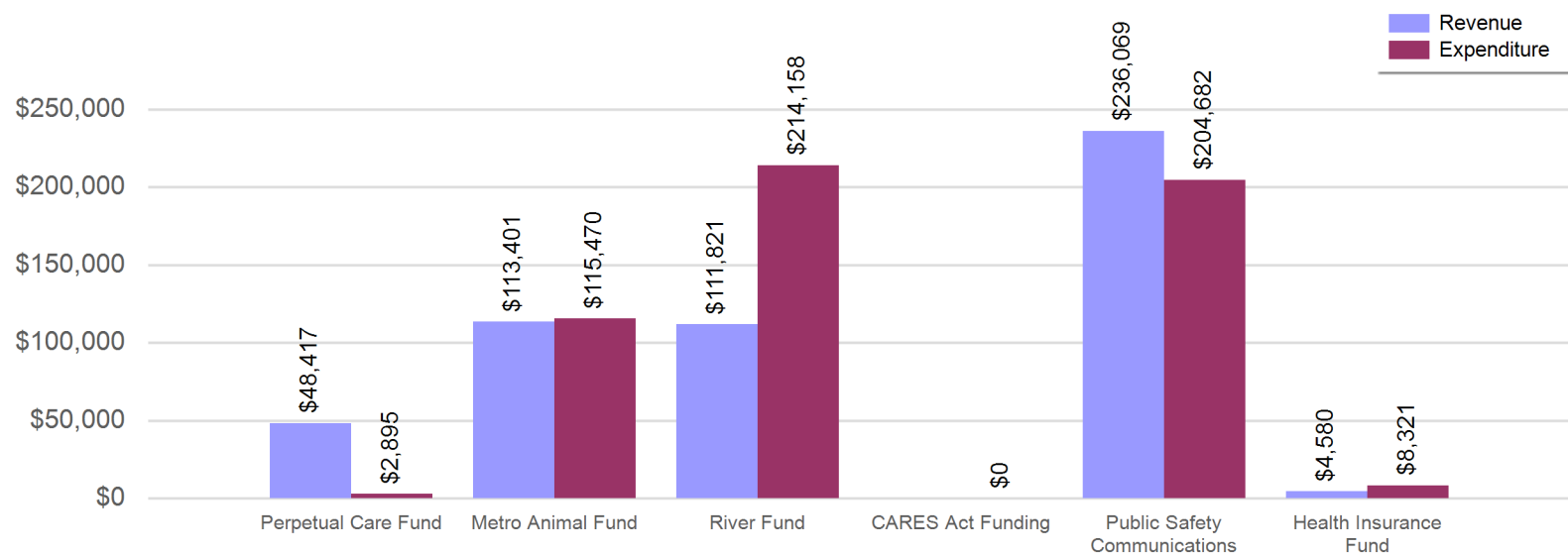
	Perpetual Care Fund	Metro Animal Fund	River Fund	CARES Act Funding	Public Safety Communications	Health Insurance Fund
ASSETS						
Current Assets						
Cash	\$ 222,992	\$ 123,971	\$ 203,444	\$ 3,052	\$ 762,207	\$ 10,534
Investments	30,016,288	842,621	1,602,347	12,167,707		3,319,354
Market Adjustments	-	-		-		-
Loans Receivable	511,209					
Accounts Receivable	-	44,234	-		192,585	
Prepaid Expenses					19,552	
Total Current Assets	<u>30,750,489</u>	<u>1,010,827</u>	<u>1,805,791</u>	<u>12,170,759</u>	<u>974,343</u>	<u>3,329,887</u>
Total Assets	<u>\$ 30,750,489</u>	<u>\$ 1,010,827</u>	<u>\$ 1,805,791</u>	<u>\$ 12,170,759</u>	<u>\$ 974,343</u>	<u>\$ 3,329,887</u>
LIABILITIES						
Current Liabilities						
Accounts Payable	\$ 2,381	\$ 52,158	\$ 214,158	\$ -	\$ 59,726	\$ 48,509
Accrued Wages and Benefits Payable		20,122	-	-	60,961	
Deferred Revenue			223,000	1,115,446		
Total Current Liabilities	<u>2,381</u>	<u>72,281</u>	<u>437,158</u>	<u>1,115,446</u>	<u>120,687</u>	<u>48,509</u>
Total Liabilities	<u>\$ 2,381</u>	<u>\$ 72,281</u>	<u>\$ 437,158</u>	<u>\$ 1,115,446</u>	<u>\$ 120,687</u>	<u>\$ 48,509</u>
NET POSITION						
Unrestricted	\$ 30,748,109	\$ 938,546	\$ 1,368,633	\$ 11,055,313	\$ 853,657	\$ 3,281,378
Total Net Position	<u>\$ 30,748,109</u>	<u>\$ 938,546</u>	<u>\$ 1,368,633</u>	<u>\$ 11,055,313</u>	<u>\$ 853,657</u>	<u>\$ 3,281,378</u>

City of Casper, Wyoming
Trust & Agency Funds Revenue and Expenditure Comparison
For Fiscal Year 2023 as of April 30, 2023
83.33 % OF THE FISCAL YEAR HAS ELAPSED

Trust & Agency Funds YTD Revenue and Expenditure Comparison



Trust & Agency Funds MTD Revenue and Expenditure Comparison



City of Casper, Wyoming
Perpetual Care Fund Statement of Revenues and Expenditures
For Fiscal Year 2023 as of April 30, 2023
83.33 % OF THE FISCAL YEAR HAS ELAPSED

	Revised Budget	Current Year To Date	Current Year % of Budget
Revenues:			
Misc Revenue	\$ 308,722	\$ 373,874	121.10%
Other Sources	24,747	20,623	83.33%
Total Revenues	\$ 333,469	\$ 394,497	118.30%
	Revised Budget	Current Year To Date	Current Year % of Budget
Expenditures:			
Contractual Services	\$ 22,014	\$ 18,077	82.12%
Capital Outlay	870	-	0.00%
Transfers Out	308,722	158,865	51.46%
Total Expenditures	\$ 331,606	\$ 176,943	53.36%
Net Revenue (Shortfall)	\$ 1,863	\$ 217,554	64.94%

Perpetual Care Fund Summary of Cash and Investments

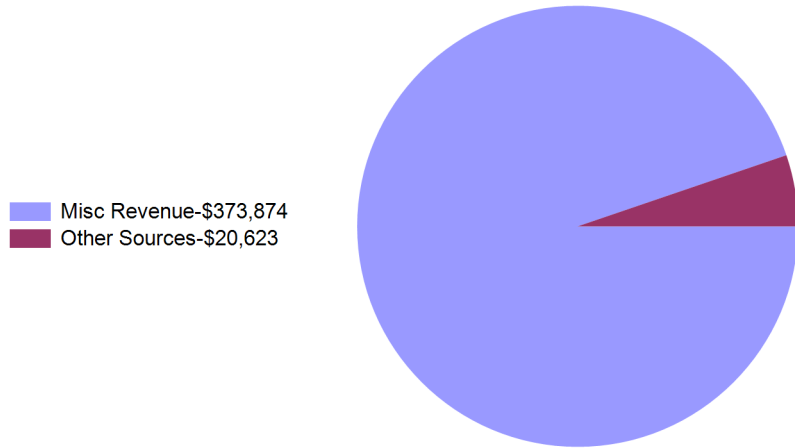
Cash	\$ 222,992
Investments	30,016,288
	<u>\$ 30,239,281</u>

City of Casper, Wyoming

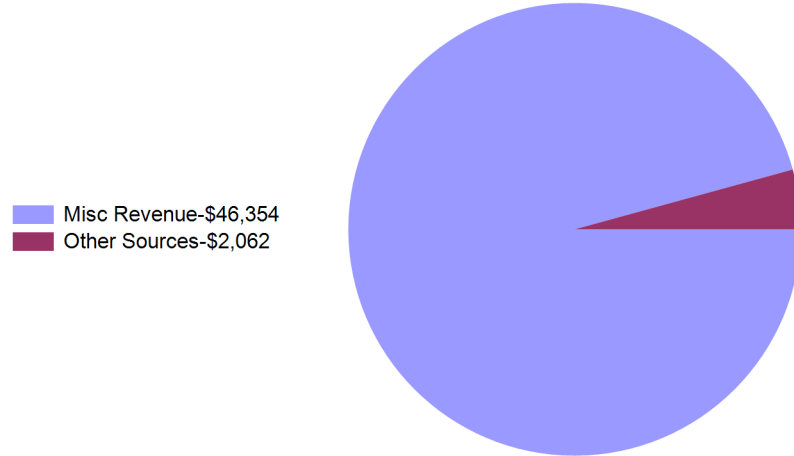
Perpetual Care Fund Summary of Revenues and Expenditures

For Fiscal Year 2023 as of April 30, 2023
83.33 % OF THE FISCAL YEAR HAS ELAPSED

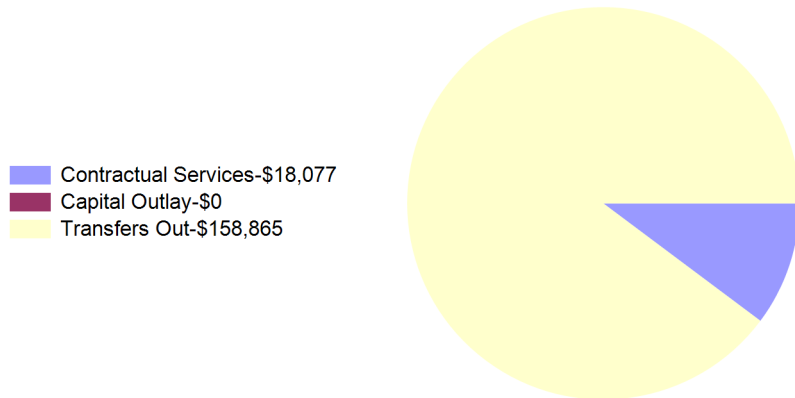
Year To Date Revenues
\$394,497



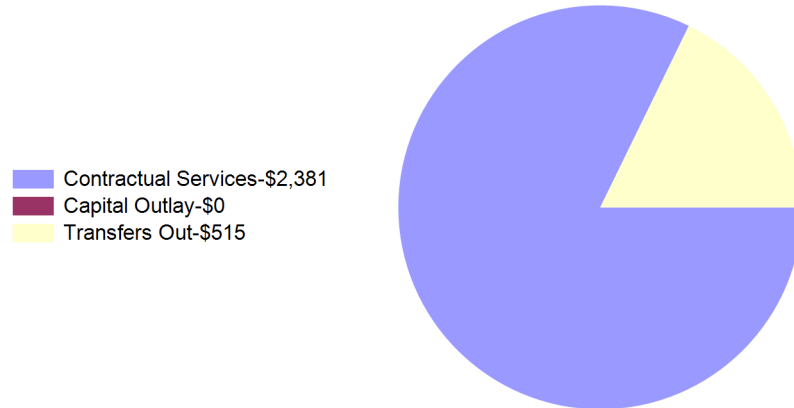
Month To Date Revenues
\$48,417



Year To Date Expenditures
\$176,943



Month To Date Expenditures
\$2,895



City of Casper, Wyoming
Metro Fund Statement of Revenues and Expenditures

For Fiscal Year 2023 as of April 30, 2023
83.33 % OF THE FISCAL YEAR HAS ELAPSED

	Revised Budget	Current Year To Date	Current Year % of Budget
Revenues:			
Licences and Permits	\$ 5,000	\$ 1,406	28.12%
Intergovernmental	224,012	209,420	93.49%
Goods and Svcs Rev	31,000	21,824	70.40%
Misc Revenue	26,510	21,882	82.54%
Other Sources	1,200,509	767,594	63.94%
Total Revenues	\$ 1,487,031	\$ 1,022,125	68.74%

	Revised Budget	Current Year To Date	Current Year % of Budget
Expenditures:			
Personnel Services	\$ 970,263	\$ 618,053	63.70%
Materials & Supplies	165,278	110,884	67.09%
Contractual Services	121,157	125,152	103.30%
Capital Outlay	216,267	-	0.00%
Transfers Out	117,157	102,869	87.80%
Other Costs	52,061	37,438	71.91%
Utility Expense	16,500	10,303	62.44%
Total Expenditures	\$ 1,658,683	\$ 1,004,700	60.57%
Net Revenue (Shortfall)	\$ (171,652)	\$ 17,426	8.16%

Metro Fund Summary of Cash and Investments

Cash	\$ 123,971
Investments	842,621
	<u>\$ 966,593</u>

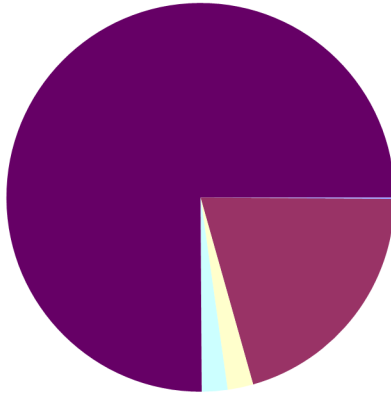
City of Casper, Wyoming

Metro Fund Summary of Revenues and Expenditures

For Fiscal Year 2023 as of April 30, 2023
83.33 % OF THE FISCAL YEAR HAS ELAPSED

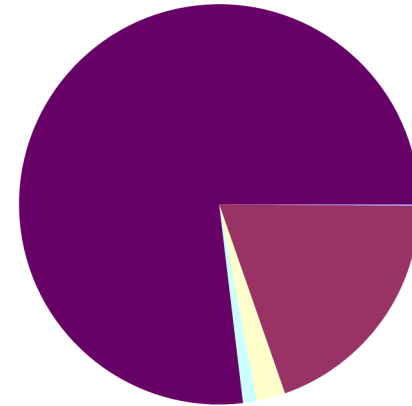
Year To Date Revenues
\$1,022,125

Licences and Permits-\$1,406
Intergovernmental-\$209,420
Goods and Svcs Rev-\$21,824
Misc Revenue-\$21,882
Other Sources-\$767,594



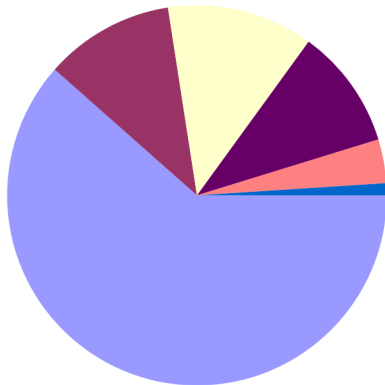
Month To Date Revenues
\$113,401

Licences and Permits-\$145
Intergovernmental-\$22,158
Goods and Svcs Rev-\$2,620
Misc Revenue-\$1,267
Other Sources-\$87,212



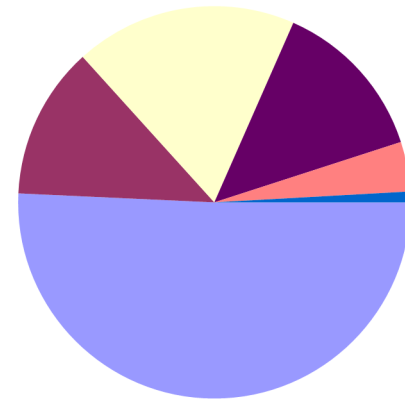
Year To Date Expenditures
\$1,004,700

Personnel Services-\$618,053
Materials & Supplies-\$110,884
Contractual Services-\$125,152
Capital Outlay-\$0
Transfers Out-\$102,869
Other Costs-\$37,438
Utility Expense-\$10,303



Month To Date Expenditures
\$115,470

Personnel Services-\$58,576
Materials & Supplies-\$14,512
Contractual Services-\$21,137
Capital Outlay-\$0
Transfers Out-\$15,497
Other Costs-\$4,729
Utility Expense-\$1,019



City of Casper, Wyoming
River Fund Statement of Revenues and Expenditures
For Fiscal Year 2023 as of April 30, 2023
83.33 % OF THE FISCAL YEAR HAS ELAPSED

	Revised Budget	Current Year To Date	Current Year % of Budget
Revenues:			
Intergovernmental	\$ 4,669,291	\$ -	0.00%
Misc Revenue	1,265,000	81,622	6.45%
Other Sources	1,379,762	1,140,635	82.67%
Total Revenues	\$ 7,314,053	\$ 1,222,257	16.71%
	Revised Budget	Current Year To Date	Current Year % of Budget
Expenditures:			
Personnel Services	\$ 10,000	\$ 2,248	22.48%
Materials & Supplies	14,660	2,196	14.98%
Contractual Services	8,000	8,062	100.78%
Capital Outlay	7,245,040	239,699	3.31%
Other Costs	850	-	0.00%
Total Expenditures	\$ 7,278,550	\$ 252,205	3.47%
Net Revenue (Shortfall)	\$ 35,503	\$ 970,052	13.25%

River Fund Summary of Cash and Investments

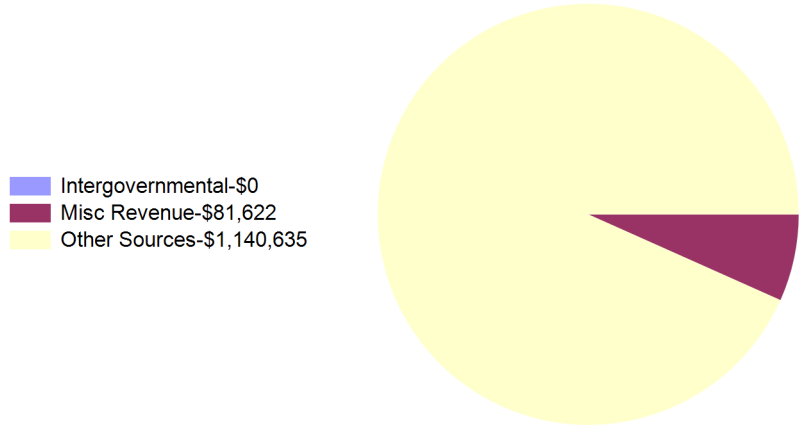
Cash	\$ 203,444
Investments	1,602,347
	<u>\$ 1,805,791</u>

City of Casper, Wyoming

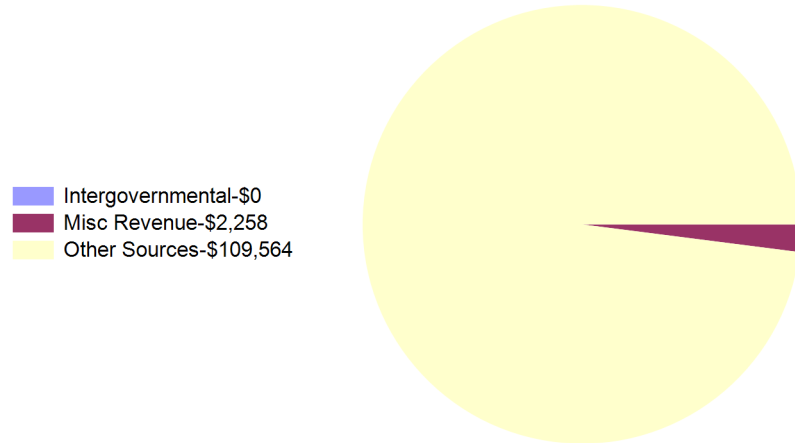
River Fund Summary of Revenues and Expenditures

For Fiscal Year 2023 as of April 30, 2023
83.33 % OF THE FISCAL YEAR HAS ELAPSED

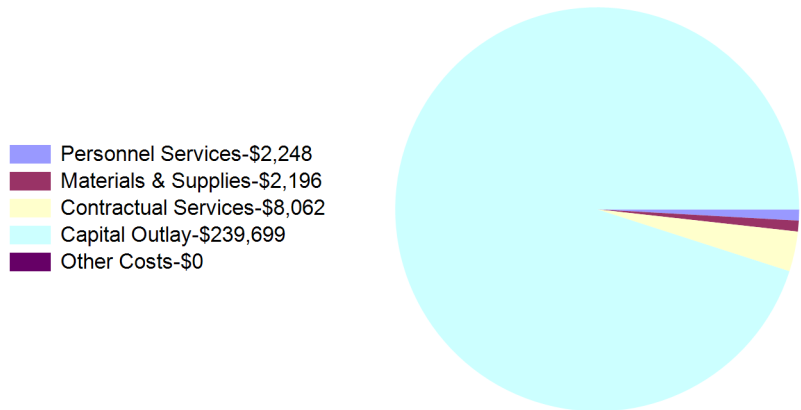
Year To Date Revenues
\$1,222,257



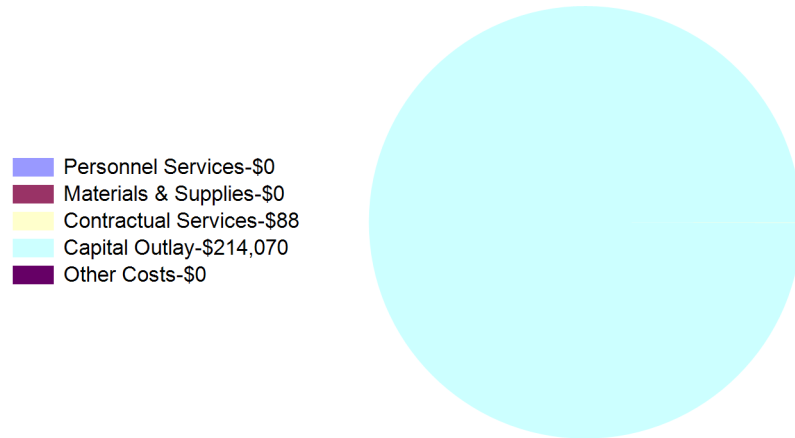
Month To Date Revenues
\$111,821



Year To Date Expenditures
\$252,205



Month To Date Expenditures
\$214,158



City of Casper, Wyoming
CARES Act Funding Statement of Revenues and Expenditures
For Fiscal Year 2023 as of April 30, 2023
83.33 % OF THE FISCAL YEAR HAS ELAPSED

Revenues:
Total Revenues

	Revised Budget	Current Year To Date	Current Year % of Budget
Expenditures:			
Materials & Supplies	\$ 3,250	\$ 1,323	40.72%
Contractual Services	71,000	71,000	100.00%
Capital Outlay	37,300	37,300	100.00%
Total Expenditures	\$ 111,550	\$ 109,623	98.27%
Net Revenue (Shortfall)	\$ (111,550)	\$ (109,623)	NaN

CARES Act Funding Summary of Cash and Investments

Cash	\$ 3,052
Investments	12,167,707
	<u>\$ 12,170,759</u>

City of Casper, Wyoming
CARES Act FundingSummary of Revenues and Expenditures
For Fiscal Year 2023 as of April 30, 2023
83.33 % OF THE FISCAL YEAR HAS ELAPSED

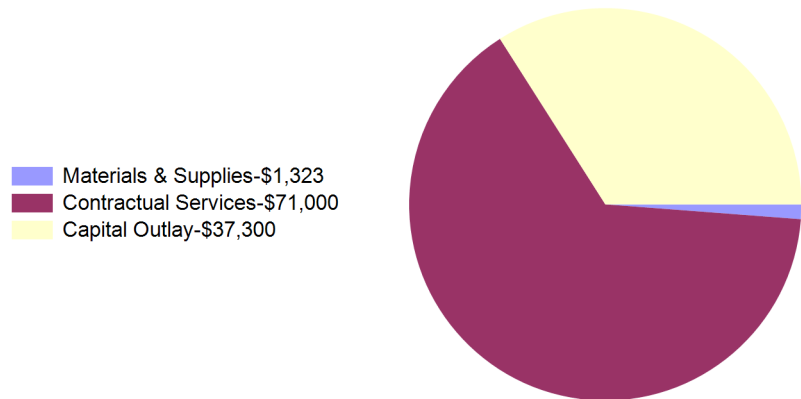
Year To Date Revenues

No Data Available

Month To Date Revenues

No Data Available

Year To Date Expenditures
\$109,623



Month To Date Expenditures
\$0

Materials & Supplies-\$0
Contractual Services-\$0
Capital Outlay-\$0

City of Casper, Wyoming
PSCC Fund Statement of Revenues and Expenditures
For Fiscal Year 2023 as of April 30, 2023
83.33 % OF THE FISCAL YEAR HAS ELAPSED

	Revised Budget	Current Year To Date	Current Year % of Budget
Revenues:			
Intergovernmental	\$ 602,030	\$ 497,413	82.62%
Goods and Svcs Rev	178,332	159,790	89.60%
Misc Revenue	750,000	625,683	83.42%
Other Sources	1,428,811	1,131,681	79.20%
Total Revenues	\$ 2,959,173	\$ 2,414,566	81.60%

	Revised Budget	Current Year To Date	Current Year % of Budget
Expenditures:			
Personnel Services	\$ 1,863,100	\$ 1,485,304	79.72%
Materials & Supplies	43,058	15,846	36.80%
Contractual Services	638,191	527,972	82.73%
Capital Outlay	220,475	3,992	1.81%
Other Costs	85,481	76,279	89.24%
Utility Expense	150,000	125,313	83.54%
Total Expenditures	\$ 3,000,305	\$ 2,234,705	74.48%
Net Revenue (Shortfall)	\$ (41,132)	\$ 179,861	7.11%

PSCC Fund Summary of Cash and Investments

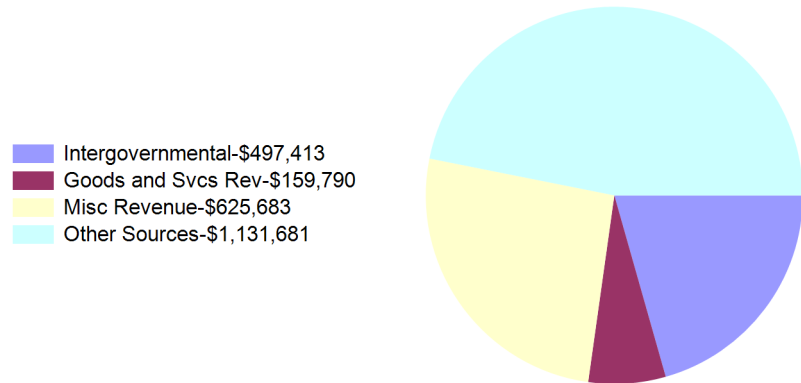
Cash	\$ 762,207
Investments	-
	<u>\$ 762,207</u>

City of Casper, Wyoming

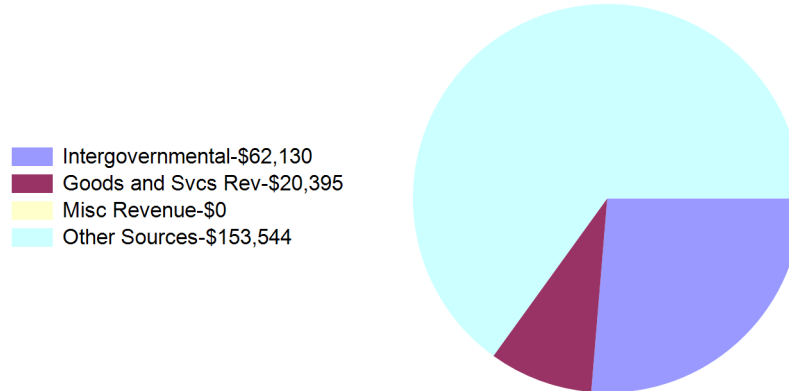
PSCC Fund Summary of Revenues and Expenditures

For Fiscal Year 2023 as of April 30, 2023
83.33 % OF THE FISCAL YEAR HAS ELAPSED

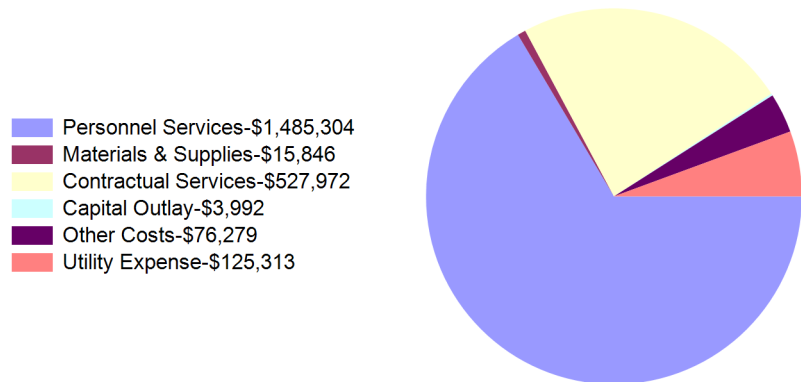
Year To Date Revenues
\$2,414,566



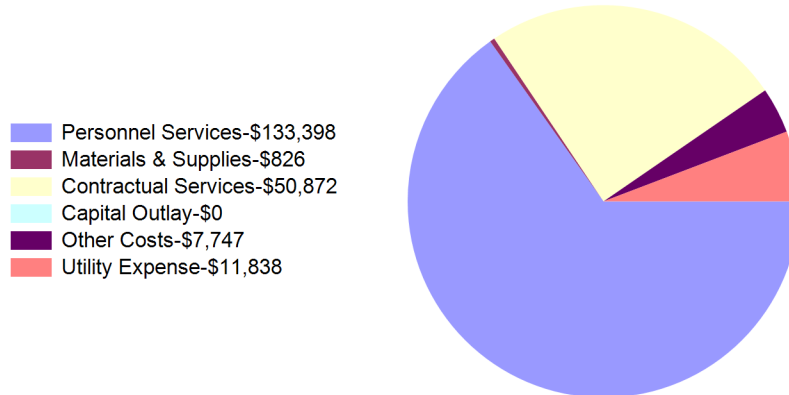
Month To Date Revenues
\$236,069



Year To Date Expenditures
\$2,234,705



Month To Date Expenditures
\$204,682



City of Casper, Wyoming

Health Insurance Fund Statement of Revenues and Expenditures

For Fiscal Year 2023 as of April 30, 2023
83.33 % OF THE FISCAL YEAR HAS ELAPSED

	Revised Budget	Current Year To Date	Current Year % of Budget
Revenues:			
Misc Revenue	\$ 25,576	\$ 41,827	163.54%
Total Revenues	\$ 25,576	\$ 41,827	163.54%
Expenditures:			
Personnel Services	\$ 33,500	\$ 33,280	99.34%
Materials & Supplies	6,700	2,104	31.41%
Contractual Services	361,824	187,707	51.88%
Other Costs	15,300	7,045	46.04%
Total Expenditures	\$ 417,324	\$ 230,136	55.15%
Net Revenue (Shortfall)	\$ (391,748)	\$ (188,309)	108.39%

Health Insurance Fund Summary of Cash and Investments

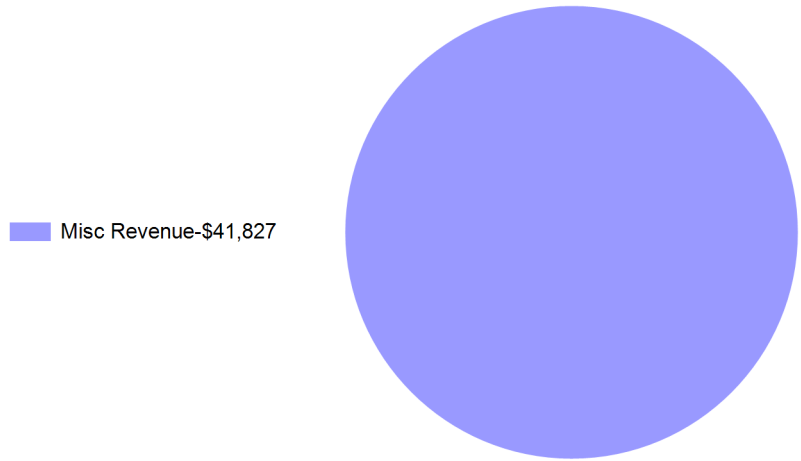
Cash	\$ 10,534
Investments	3,319,354
	<u>\$ 3,329,887</u>

City of Casper, Wyoming

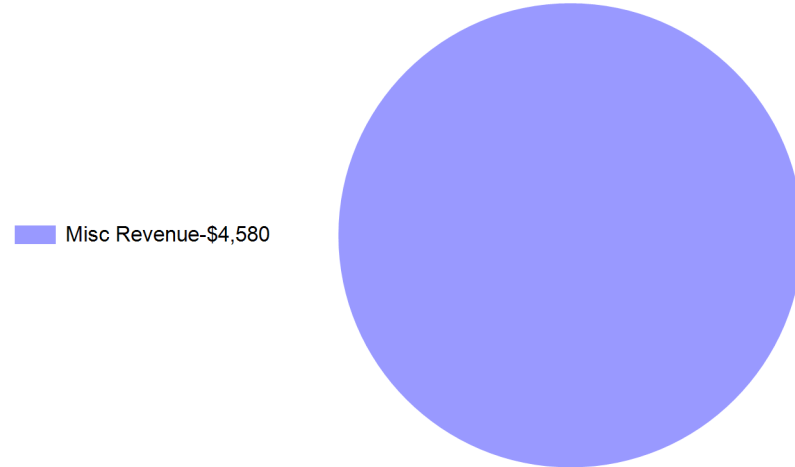
Health Insurance Fund Summary of Revenues and Expenditures

For Fiscal Year 2023 as of April 30, 2023
83.33 % OF THE FISCAL YEAR HAS ELAPSED

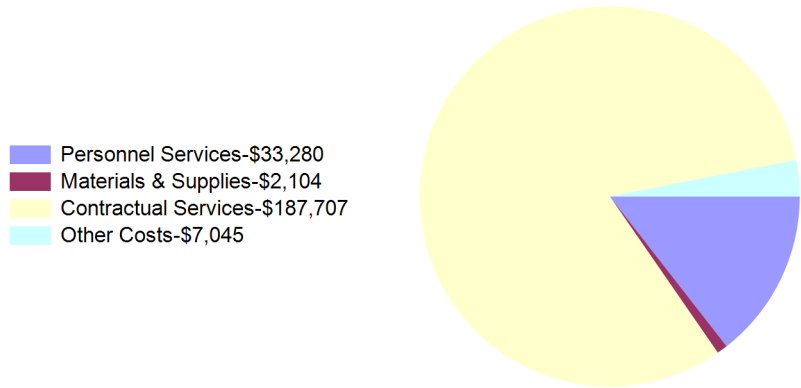
Year To Date Revenues
\$41,827



Month To Date Revenues
\$4,580



Year To Date Expenditures
\$230,136



Month To Date Expenditures
\$8,321

